

2001

# The Arithmetic of Arsenic

Cass R. Sunstein

Follow this and additional works at: [http://chicagounbound.uchicago.edu/law\\_and\\_economics](http://chicagounbound.uchicago.edu/law_and_economics)



Part of the [Law Commons](#)

---

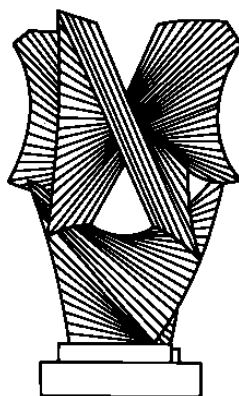
## Recommended Citation

Cass R. Sunstein, "The Arithmetic of Arsenic" (John M. Olin Program in Law and Economics Working Paper No. 135, 2001).

This Working Paper is brought to you for free and open access by the Coase-Sandor Institute for Law and Economics at Chicago Unbound. It has been accepted for inclusion in Coase-Sandor Working Paper Series in Law and Economics by an authorized administrator of Chicago Unbound. For more information, please contact [unbound@law.uchicago.edu](mailto:unbound@law.uchicago.edu).

# CHICAGO

JOHN M. OLIN LAW & ECONOMICS WORKING PAPER NO. 135  
(2D SERIES)



## The Arithmetic of Arsenic

*Cass R. Sunstein*

**THE LAW SCHOOL  
THE UNIVERSITY OF CHICAGO**

This paper can be downloaded without charge at:  
The Chicago Working Paper Series Index:  
<http://www.law.uchicago.edu/Lawecon/index.html>

The Social Science Research Network Electronic Paper Collection:  
[http://papers.ssrn.com/paper.taf?abstract\\_id=285171](http://papers.ssrn.com/paper.taf?abstract_id=285171)

## The Arithmetic of Arsenic

Cass R. Sunstein\*

### Abstract

*What does cost-benefit mean, or do, in actual practice? When agencies are engaging in cost-benefit balancing, what are the interactions among law, science, and economics? This Article attempts to answer that question by exploring, in some detail, the controversy over EPA's proposed regulation of arsenic in drinking water. The largest finding is that science often can produce only "benefit ranges," and wide ones at that. With reasonable assumptions based on the existing science data, the proposed arsenic regulation can be projected to save as few as 0 lives and as many as 112. With reasonable assumptions, the monetized benefits of the regulation can range from \$0 to \$560 million. In these circumstances, there is no obviously right decision for government agencies to make. These points have numerous implications for lawyers and courts, suggesting the ease of bringing legal challenges, on grounds specified here, and the importance of judicial deference in the face of scientific uncertainty. There are also policy implications. Agencies should be given the authority to issue more targeted, cost-effective regulations. They should also be required to accompany the cost-benefit analysis with an effort to identify the winners and losers, so as to see if poor people are mostly hurt or mostly helped.*

Americans may disagree about a lot of things, but arsenic isn't one of them. When you turn on the kitchen sink, you ought to be able to drink what comes out, without worrying about being poisoned.<sup>1</sup>

"What we know is a drop, what we do not know—an ocean" (Isaac Newton). In spite of significant gains in knowledge, we are still moving mainly in the dark when dealing with the quantitative importance of risk factors in

---

\*Karl N. Llewellyn Distinguished Service Professor of Jurisprudence, Law School and Department of Political Science, University of Chicago. I am grateful to Laura Warren for outstanding research assistance and to Jonathan Baron, Robert Hahn, Lisa Heinzerling, Eric Posner, Richard Posner, and participants in a work-in-progress lunch at the University of Chicago Law School for valuable suggestions on a previous draft.

<sup>1</sup> Rep. David Bonior, quoted in the *Chicago Tribune*, July 28, 2001, p. 1.

chemical carcinogenesis, the mechanisms of action of chemical carcinogens, and hence their detection and the assessment of their risks to human health. The basic understanding . . . is still missing.”<sup>2</sup>

Because the shape of the dose-response curve in the low-dose region cannot be verified by measurement, there is no means to determine which shape is correct. . . . [W]hen modeling the risks associated with lower doses, the dose/risk range in which regulatory agencies and risk assessors are most frequently interested, there is a wide divergence in the risk projected by [different models, all of which fit existing evidence.] . . . In fact . . . the risks predicted by these . . . models produce a 70,000-fold variation in the predicted response.<sup>3</sup>

Additional epidemiological evaluations are needed to characterize the dose-response relationship for arsenic-associated cancer and noncancer end points, especially at low doses. Such studies are of critical importance for improving the scientific validity of risk assessment.<sup>4</sup>

Anyone who’s read an Agatha Christie mystery knows that arsenic is a poison.<sup>5</sup>

Within the past two decades, cost-benefit analysis (CBA) has become one of the most widely discussed topics in all of regulatory law.<sup>6</sup> Much of the discussion is occurring within the three branches of government. The Office of Management and Budget (OMB) has overseen a series of executive orders calling for cost-benefit balancing,<sup>7</sup> and OMB has attempted to give concrete guidance for agencies to follow.<sup>8</sup> Courts have adopted a series of cost-benefit default principles, authorizing agencies to engage in cost-benefit balancing unless

---

<sup>2</sup>Toxicology (Hans Marquardt et al. eds. 1999).

<sup>3</sup>Phillip L. Williams et al., *Principles of Toxicology* 456 (2000).

<sup>4</sup>National Research Council, *Arsenic in Drinking Water* 3 (1999).

<sup>5</sup>Cong. Rec. H4751 (July 27, 2001) (Rep. Anna Eshoo).

<sup>6</sup>For an overview, see *Cost-Benefit Analysis: Legal, Philosophical, and Economic Perspectives* (Mathew Adler & Eric Posner eds., 2001).

<sup>7</sup>See, e.g., Executive Order 12291, 46 Fed. Reg. 13193 (1980); Executive Order 12498, 50 Fed. Reg. 1036 (1985); Executive Order 12866, 58 Fed. Reg. 51735 (1993).

<sup>8</sup>See best practice guidelines, available at <http://www.whitehouse.gov/omb/inforeg/index.html>. A useful overview is Richard B. Stewart, *A New Generation of Environmental Regulation?*, 29 *Capital U. L. Rev* 21, 29–34 (2001).

Congress has required otherwise.<sup>9</sup> Congress itself has shown considerable interest in requiring agencies to compile information on the costs and benefits of regulation.<sup>10</sup> At the same time, there has been renewed academic interest in CBA, exploring the technique from a variety of perspectives.<sup>11</sup>

In all of these contexts, however, the discussion has tended to be quite abstract. Within the legal culture, there has been little exploration of what CBA specifically entails, or of how it might be used or improved by agencies.<sup>12</sup> To date, there appears to be no sustained investigation of any regulation in which CBA proved pivotal to the outcome. In this Article, I hope to begin to fill the gap. I do so by exploring one of the most contested early decisions of the Environmental Protection Agency (EPA) under President George W. Bush: the suspension of the EPA regulation of arsenic in drinking water.<sup>13</sup> Much of the contest over that decision has involved a debate about the relevant costs and benefits. As we will see, it is possible to draw a range of general lessons from the arsenic controversy.

My principal finding is simple: Sometimes the best that can be done is to specify an exceedingly wide “benefits range,” one that does not do a great deal to discipline judgment. Much of the discussion will be devoted to establishing this insufficiently appreciated point, with some effort to specify the judgments that must be made in order both to identify the health benefits and to monetize them. As a result of this finding, it would be wrong to have confidence that the EPA’s proposed rule, in the Clinton Administration, was either right or wrong.<sup>14</sup> At the same time, I offer three more positive suggestions. First, cost-benefit analysis, even with wide ranges, provides an important improvement over the “intuitive toxicology” of ordinary people, in which general “affect” helps to determine judgment.<sup>15</sup> This intuitive toxicology can lead people to large blunders in thinking about risk, not excluding the excessive reaction to the Bush Administration’s decision to suspend the arsenic rule issued by the Clinton Administration.<sup>16</sup> Second, considerable progress could be made by authorizing

---

<sup>9</sup>See *Corrosion Proof Fittings v. EPA*, 947 F2d 1201 (5<sup>th</sup> Cir 1991).

<sup>10</sup>See, e.g., 42 U.S.C. § 300f et seq. (Safe Drinking Water Act).

<sup>11</sup>See Adler & Posner *supra* n. 6.

<sup>12</sup>A superb general discussion in Richard Revesz, *Environmental Regulation, Cost-Benefit Analysis, and the Discounting of Human Lives*, 99 *Col L Rev* 941 (1999).

<sup>13</sup>66 Fed. Reg. 28,342 (May 22, 2001).

<sup>14</sup>See *infra*.

<sup>15</sup>See Paul Slovic, *The Perception of Risk* 285 (2001).

<sup>16</sup>*Id.*

EPA both to use market incentives and to target drinking water controls to areas where they would do the most good. Third, the EPA should be required to provide a distributional analysis, showing who, exactly, would be helped and hurt by regulation. In its voluminous materials on the effects of the new arsenic rule, for example, the EPA does not say a word about whether poor people would bear the sometimes significant costs of the regulation. It would be easier to assess the new rule with a clearer sense of the benefited and burdened classes.

More particularly, I suggest that an understanding of the arsenic controversy offers seven general lessons.

1. CBA can sometimes produce an illusion of certainty.<sup>17</sup> Even where, as in the arsenic case, science has a great deal to offer, the most that the agency can be expected to do may be to specify a range, sometimes a wide range, without assigning probabilities to various “points” along the spectrum. This suggestion should be taken as an attack not on CBA, but on what might be described as the false promise of CBA: the thought that science and economics, taken together, can produce “bottom lines” to be mechanically applied by regulatory agencies. “There is wide recognition among experts—but not necessarily in the public opinion—that current approaches to the regulation of most agents remain judgmental.”<sup>18</sup>
2. With respect to health benefits, plausible assumptions can lead in dramatically different directions. In the case of arsenic, it would be to conclude that the annual number of lives saved from EPA’s proposed regulation would be as low as 5 or as high as 112—and that the annual monetized benefits of the proposed standard would be as high as \$1.2 billion or as low as \$10 million! It is worthwhile to pay special attention to the dose-response curve, on which direct information is typically absent; I will make a particular effort to connect the legal and economic issues involved in cost-benefit balancing to the underlying scientific questions.
3. If literate in some basic science and economics, an adroit lawyer, on either side, might mount apparently reasonable challenges to any EPA decision about whether and how to regulate arsenic in drinking water. An industry lawyer should be able to urge, with some force, that any new regulation of arsenic is too severe, because the costs exceed the benefits. An environmental lawyer should be able to urge, with some force, that nearly

---

<sup>17</sup> This point is also pressed in Lisa Heinzerling, *Regulatory Costs of Mythic Proportions*, 107 *Yale L.J.* 1981 (1998).

<sup>18</sup> *Toxicology* 1145 (Hans Marquardt et al. eds., 1999).

- any imaginable regulation of arsenic is too lenient, because the benefits of further regulation would exceed the costs. Both challenges would be plausible for a simple reason: It is easy to identify assumptions that would drive the numbers up or down. Hence one of my principal goals is to provide a kind of primer on how informed lawyers can integrate science, economics, and law in order to challenge regulatory outcomes.
4. In part because of point 3, and in light of an understanding of the scientific and economic complexities, courts should play an exceedingly deferential role in overseeing CBA at the agency level. To say the least, judges are not specialists in the relevant topics, some of which are highly technical, and because good lawyers will be able to raise so many plausible doubts, the best judicial posture is one of deference. In the arsenic case, and in many other contexts, agencies must decide in the midst of considerable scientific uncertainty and on the basis of judgments of value on which reasonable people can differ. If agencies have been both open and reasonable, the judicial role is at an end. It follows, for example, that the Clinton Administration's arsenic rule, if it had been finally issued and challenged, should have survived judicial review. It also follows that a much less stringent regulation, if chosen by the Bush Administration, should survive judicial review too. The claim for judicial deference, in both cases, is rooted in institutional considerations, and above all a sense of the likely problems of intensive judicial review – not in approval of any particular agency decision.
  5. The false precision of CBA is a significant cautionary note, but it should not be taken as a fundamental attack on the method itself, at least if CBA is understood as a way of compiling relevant information. In the arsenic case, an assessment of costs and benefits cannot determine the outcome. But even so, the assessment is indispensable to inform the inquiry and to ensure that discretion is exercised in a way that is transparent rather than opaque. Without some effort to ascertain the effects of regulation, agencies are making a stab in the dark. At the very least, an understanding of the data helps show exactly why the decision about how to regulate arsenic is genuinely difficult – and why, and where, reasonable people might differ. This is itself a significant gain.
  6. The Safe Drinking Water Act (SDWA), designed to control pollution in drinking water, has been amended to require cost-benefit balancing, partly in order to permit the EPA to relax regulatory requirements where the benefits are low and the costs are high.<sup>19</sup> At the same time, however,

---

<sup>19</sup> 42 USC § 300f et seq. (Safe Drinking Water Act).

the SDWA continues to have a high degree of rigidity. The EPA is not authorized to impose regulation selectively and in those areas in which regulation would do the most good; it is required to proceed with a uniform, national regulation. The EPA is also forbidden to create trading programs, which might well make best sense for some pollutants. Statutory amendments would be sensible here, especially under a statute dedicated to cost-benefit balancing. Regulatory statutes generally should authorize agencies to target regulations to areas where the benefits exceed the costs, and should also allow agencies to use market incentives where appropriate.

7. It would be extremely valuable to assemble information about the distributional consequences of regulation. The benefits of some regulations are enjoyed disproportionately by people who are poor and members of minority groups.<sup>20</sup> The burdens of some regulations are imposed disproportionately on exactly the same groups. To assess the arsenic rule, it would be highly desirable to know whether poor people are mostly helped or mostly hurt. Would they bear high costs? Would the regulation operate as a regressive tax? Unfortunately, the EPA has not answered that question, though it would almost certainly be easy for it to do so. My own preliminary analysis suggests that the most significant financial burdens would be imposed on people with annual incomes well below the median<sup>21</sup> -- a point that is certainly relevant to overall evaluation. Existing Executive Orders, calling for CBA, should be amended to require a careful distributional analysis as well.<sup>22</sup>

This Article comes in several parts. Part I offers a general overview of the movement toward cost-benefit balancing, a movement for which the SWDA stands as the most dramatic legislative endorsement. It also gives a brief description of the public outcry over President Bush's decision to suspend the regulation, in a way that is intended to fortify the case for CBA. Part II provides a brief outline of the SDWA and of the EPA's rationale in its regulation of arsenic. Part III explores the very different analysis coming from the American Enterprise Institute-Brookings Joint Center on Regulation. Part IV, in many ways the heart

---

<sup>20</sup>See Matthew E. Kahn., The Beneficiaries of Clean Air Act Regulation, 24 Regulation 22 (2001), available at [http://papers.ssrn.com/sol3/papers.cfm?abstract\\_id=267073](http://papers.ssrn.com/sol3/papers.cfm?abstract_id=267073).

<sup>21</sup>See note *infra*.

<sup>22</sup>See note *supra*. There is a brief reference to "distributive impacts" in Executive Order 12966. See also Environmental Protection Agency, Guidelines for Preparing Economic Analyses, 164-70 (2000) (discussing need to explore equitable and distributional considerations, including effects on poor and minority communities).



of the Article, shows how apparently reasonable assumptions lead to a dramatically diverse set of benefit numbers, both monetized and nonmonetized. Part V explores how lawyers and courts might respond to the existing data. Part VI discusses the role of policymakers, explaining that agencies should be permitted to issue targeted regulations and to use economic incentives, and that in keeping with its informational functions, CBA should include a description of the expected winners and losers from regulation.

## 1. Intuitive Toxicology and the Cost-Benefit State

### A. Arsenic and the Public

My principal topic will be the contest over the appropriate analysis of existing data relating to arsenic; but it will be useful to begin with a puzzle. In April 2001, the Bush Administration suspended the Clinton Administration's arsenic regulation, calling for further study.<sup>23</sup> There seems to be little question that of all the controversial environmental actions of the Bush Administration, the suspension of the arsenic rule produced the most intense reaction.

A national survey, conducted between April 21 and April 26, 2001, found that 56% of Americans rejected the Bush decision, whereas only 34% approved of it – and that majorities of Americans opposed the decision in every region of the nation.<sup>24</sup> At various points, the public outcry combined concern, certainty, and cynicism. “Arsenic everywhere, and Bush is not helping,” according to one newspaper.<sup>25</sup> “You may have voted for him, but you didn't vote for this in your water,” wrote the Wall Street Journal.<sup>26</sup> In an editorial, the New York Times demanded that “Americans should expect their drinking water to be at least as safe as that of Japan, Jordan, Namibia and Laos,” all of which impose a 10 ppb standard.<sup>27</sup> A respected journalist asked, “How callous can you get, Mr. Compassionate Conservative?”<sup>28</sup> Ridiculing the Bush Administration in a cartoon

---

<sup>23</sup>See 66 Fed. Reg. 16,134 (2001) (delaying arsenic rule); 66 Fed. Reg. 20,579 (2001) (ordering subsequent process)

<sup>24</sup>Mark Barabak, Bush Criticized as Fear of Environment Grows, LA Times, April 20, 2001, available at [latimes.com/news/timespoll/national/lat\\_poll010430.htm](http://latimes.com/news/timespoll/national/lat_poll010430.htm).

<sup>25</sup>Erik Olson, Arsenic Everywhere, and Bush Is Not Helping, *Balt. Sun*, May 14, 2001, 9A.

<sup>26</sup>John Fialka, Arsenic and Wild Space: Green Activists from across Spectrum Unite Against Bush, *Wall St. J.*, Apr. 11, 2001, A20.

<sup>27</sup>Robert K. Musil, Arsenic on Tap, *N.Y. Times*, Apr. 24, 2001, A18.

<sup>28</sup>Michael Kinsley, Bush Decision on Arsenic Tough to Swallow, *Times Union*, Apr. 16, 2001, A9.

entitled, “Safety is for Sissies,” Time Magazine epitomized public sentiment by targeting the arsenic decision as a chief example of several environmental foibles.<sup>29</sup> The public reaction came to a head during the legislative debates on the issue, particularly within the House of Representatives, which voted to reinstate the Clinton rule on the theory that arsenic “is a poison.”<sup>30</sup>

Here is the puzzle. With respect to arsenic, the underlying issues are highly technical, and very few people are expert on the risks posed by exposure to low levels of arsenic. What accounts for the public outcry?

I believe that the reason is simple: Arsenic was involved, and so was drinking water. These two facts made the controversy seem highly accessible, and it seemed easy to be outraged. Why was the Bush Administration allowing dangerously high levels of arsenic to remain in drinking water? This appeared to be a rhetorical question. By contrast, many environmental problems are both obscure and technical, and people do not have an easy or intuitive handle on them. Is carbon dioxide a serious problem? Most people have no idea. But arsenic is well-known, and it is well-known to be a poison, not least because of the exceedingly popular movie, *Arsenic and Old Lace*. In fact an influential environmental group, the Natural Resources Defense Council, has exploited exactly this reference with its work on the arsenic problem, under the title, *Arsenic and Old Laws*.<sup>31</sup>

Ordinary people seem to be “intuitive toxicologists,” with a set of simple rules for thinking about environmental risks.<sup>32</sup> Among those simple rules is a belief that substances that cause cancer are unsafe, and should be banned.<sup>33</sup> That intuitive toxicology does not easily make room for issues of degree. It does not accommodate the judgment that low levels of admittedly carcinogenic substances should sometimes be tolerated, because the risks are low and the costs of eliminating them are high. It does not show an understanding of the

---

<sup>29</sup>Bruce Handy & Glynis Sweeny, Safety is for Sissies, *Time*, Apr. 16, 2001, 88.

<sup>30</sup>Cong. Rec. H4751 (July 27, 2001).

<sup>31</sup>Natural Resources Defense Council, *Arsenic and Old Laws: A Scientific and Public Health Analysis of Arsenic Occurrence in Drinking Water, Its Health Effects, and EPA’s Outdated Arsenic Tap Water Standard (2001)*, available at <http://www.nrdc.org/water/drinking/arsenic/exesum.asp>.

<sup>32</sup>See Paul Slovic, *The Perception of Risk* 285–93 (2000).

<sup>33</sup>*Id.*, p. 291.

different imaginable dose-response curves and the possibility of safe thresholds, or even benefits from low exposure levels.<sup>34</sup>

As part of intuitive toxicology, people rely on the “affect heuristic,” through which their judgments about risks are greatly affected by rapid, even automatic responses.<sup>35</sup> Consider, for example, the remarkable fact that stock prices increase significantly on sunny days, a fact that is hard to explain in terms that do not rely on affect.<sup>36</sup> With respect to risks, people’s affect often operates as a kind of mental shortcut, substituting for a more careful inquiry into consequences.<sup>37</sup> Something very much of this sort has happened with the Bush Administration’s suspension of the arsenic standard, partly because of skepticism about President Bush, but about all because of the associations of arsenic. “If there is one thing we all seem to agree on is that we do not want arsenic in our drinking water. It is an extremely potent human carcinogen. . . . It is this simple: Arsenic is a killer.”<sup>38</sup> Indeed, we could easily imagine public outrage over any decision to allow arsenic in drinking water, even if the permissible level was exceedingly low. The outrage is likely to be promoted by cascade effects, in which people’s concern is heightened by the fact that other people are concerned. Indeed the Bush Administration’s suspension of the arsenic rule seems to have created a cascade effect, in which many people objected to the suspension because other (reasonable) people seemed to have objected.<sup>39</sup> In fact one of the most compelling arguments, within the House of Representatives and the public at large, was that other countries regulated arsenic at the level of stringency proposed in the Clinton Administration.<sup>40</sup> The practices of other countries seemed to operate as a kind of mental shortcut, showing what it is right to do – notwithstanding the reasonable questions that might be asked about the scientific bases for those practices.

---

<sup>34</sup>See *infra*.

<sup>35</sup>See Slovic, *supra* note; see also Paul Slovic et al., The Affect Heuristic, forthcoming. Related arguments can be found in the discussion of outrage in Daniel Kahneman et al., Shared Outrage and Erratic Awards, *J. Risk & Uncertainty* (1998), also in Cass R. Sunstein et al., Punitive Damages: How Juries Decide (forthcoming 2002).

<sup>36</sup>See David Hirshleifer and Tyler Shumway, Good Day Sunshine: Stock Returns and the Weather, available at <http://papers.ssrn.com/sol3/results.cfm>.

<sup>37</sup>See Slovic, *supra* note.

<sup>38</sup>Cong. Rec. H4744 (remarks of Rep. Waxman).

<sup>39</sup>See David Hirshleifer, The Blind Leading the Blind: Social Influence, Fads, and Informational Cascades in The New Economics of Human Behavior 188 (Mariano Tommasi & Kathryn Ierulli eds., 1995).

<sup>40</sup>See, e.g., Cong. Rec. H4743 (July 27, 2001) (remarks of Rep. Bonior).

There is a deeper point here. The problems in intuitive toxicology, and the crudeness of the affect heuristic, seem strongly to support the use of CBA,<sup>41</sup> understood not at all as a way to stop regulation, but to ensure that when government acts, it does so with some understanding of the likely consequences. CBA might well be understood as a way of moving beyond “intuitive toxicology” toward a form of toxicology that is actually supported by the data. This point raises some much larger issues, involving significant trends in the nature of government regulation, to which I now turn.

## **B. The Emerging Cost-Benefit State**

More than any other federal statute, the SWDA, as a result of amendments in 1996, reflects a strong commitment to cost-benefit balancing. The rise of interest in cost-benefit balancing signals a dramatic shift from the initial stages of national risk regulation. Those stages were undergirded by what might be called “1970s environmentalism,” which placed a high premium on immediate responses to long-neglected problems, which emphasized the existence of problems rather than their magnitude, and which was often rooted in moral indignation directed at the behavior of those who created pollution and other risks to safety and health.<sup>42</sup> Defining aspects of 1970s environmentalism can be found in the apparently cost-blind national ambient air quality provisions of the Clean Air Act<sup>43</sup> and in statutory provisions requiring that standards be set by reference to the “the best available technology” without an assessment of either costs or benefits.<sup>44</sup>

No one should deny that 1970s environmentalism has done an enormous amount of good, helping to produce dramatic improvements in many domains, above all in the context of air pollution, where ambient air quality has improved for all major pollutants.<sup>45</sup> Indeed, 1970s environmentalism appears, by most accounts, to survive cost-benefit balancing, producing aggregate benefits in the

---

<sup>41</sup> See Stephen Williams, *Squaring the Vicious Circle*, 53 *Ad. L. Rev.* 289 (2001).

<sup>42</sup> See Bruce Ackerman & Richard B. Stewart, *Reforming Environmental Law*, 13 *Colum. J. Envtl. L.* 171 (1988).

<sup>43</sup> 42 U.S.C. § 7409(b).

<sup>44</sup> See, e.g., 33 U.S.C. § 1311(b)(1)(AA), 42 U.S.C. § 7411(a)(1), 7412(d)(2), 7475(a)(4), 7502(c)(1).

<sup>45</sup> See *Economic Analyses at EPA 455-56* (Richard Morgenstern ed. 1998); Paul Portnoy, *Air Pollution Policy in Public Policies for Environmental Protection* 77, 101-5 (Paul Portnoy & Robert Stavins eds., 2000).

trillions of dollars, well in excess of the aggregate costs.<sup>46</sup> But even though the overall picture is no cause for alarm, a closer look at federal regulatory policy shows a wide range of problems.

Perhaps foremost is exceptionally poor priority-setting, with substantial resources sometimes going to small problems, and with little attention to some serious problems.<sup>47</sup> According to one study, better allocations of health expenditures could save, each year, 60,000 additional lives at no additional cost – and such allocations could maintain the current level of lives saved with \$31 billion in annual savings.<sup>48</sup> The point has been dramatized by repeated demonstrations that some regulations create significant substitute risks<sup>49</sup> -- and that with cheaper, more effective tools, regulation could achieve its basic goals while saving billions of dollars.<sup>50</sup>

In these circumstances, the most attractive parts of the movement for CBA have been rooted not in especially controversial judgments about what government ought to be doing, but instead in a more mundane search for pragmatic instruments designed to reduce the problems of poor priority-setting, excessively costly tools, and inattention to the unfortunate side-effects of regulation. By drawing attention to costs and benefits, it should be possible to spur the most obviously desirable regulations, to deter the most obviously undesirable ones, to encourage a broader view of consequences, and to promote a search for least-cost methods of achieving regulatory goals.<sup>51</sup> Notice here that so defended, CBA is not only an obstacle to unjustified regulation; it should be a spur to government as well, showing that it should attend to neglected problems. If cost-benefit balancing is supported on these highly pragmatic grounds, the central question is whether that form of balancing is actually producing what can be taken as policy improvements by people with diverse views about appropriate policy.

---

<sup>46</sup>See Paul Portnoy, Air Pollution Policy, in *Public Policies for Environmental Protection* 77, 101–5 (Paul Portnoy & Robert Stavins eds., 2000).

<sup>47</sup>This is the theme of Stephen Breyer, *Breaking the Vicious Circle* (1995).

<sup>48</sup>Tammy Tengs et al., Five Hundred Life-Saving Interventions and Their Cost-Effectiveness, 15 *Risk Analysis* 369 (1995).

<sup>49</sup>See John Graham & Jonathan Wiener, *Risk vs. Risk* (1995).

<sup>50</sup>See, e.g., A. Denny Ellerman et al., *Markets in Clean Air* (2000); Robert Stavins, Market-Based Environmental Policies, in *Public Policies for Environmental Protection*, *supra* note 15, pps.31, 35–55.

<sup>51</sup>For many examples, see *Economic Analysis at EPA* (Richard Morgenstern ed. 1996).

On these counts, the record of CBA, at least within the EPA, is generally encouraging.<sup>52</sup> Assessments of costs and benefits has, for example, helped produce more stringent and rapid regulation of lead in gasoline; promoted more stringent regulation of lead in drinking water; led to stronger controls on air pollution at the Grand Canyon and the Navaho Generating Station; and produced a reformulated gasoline rule that promotes stronger controls on air pollutants.<sup>53</sup> In these areas, CBA, far from being only a check on regulation, has indeed spurred governmental attention to serious problems.

CBA has also led to regulations that accomplish statutory goals at lower cost, or that do not devote limited private and public resources to areas where they are unlikely to do much good. With respect to asbestos, for example, an analysis of benefits and costs led the EPA to tie the phase-down schedules to the costs of substitutes, and also to exempt certain products from a flat ban.<sup>54</sup> With respect to lead in gasoline and control of CFCs (destructive of the ozone layer), CBA helped promote the use of economic incentives rather than command-and-control regulation;<sup>55</sup> economic incentives are much cheaper and make more stringent regulation possible in the first place. For regulation of sludge, protection of farmworkers, water pollution regulation for the Great Lakes, and controls on organic chemicals, CBA helped regulators produce modifications that significantly reduced costs.<sup>56</sup> For modern government, one of the most serious problems appears to be, not agency use of CBA, but frequent noncompliance with executive branch requirements that agencies engage in such analysis.<sup>57</sup>

Of course CBA is hardly uncontroversial.<sup>58</sup> Insofar as both costs and benefits are being measured by the economic criterion of “private willingness to pay,” there are many problems. Poor people often have little ability and hence little willingness to pay; some people will be inadequately informed, and hence show unwillingness to pay for benefits that would make their lives go better<sup>59</sup>; and perhaps regulatory agencies should seek, not private willingness to pay, but

---

<sup>52</sup>Id.

<sup>53</sup>Id. p. 458.

<sup>54</sup>Id. p. 458.

<sup>55</sup>Id. p 49–86; 131–69.

<sup>56</sup>Id. p. 458.

<sup>57</sup>See Hahn, *supra* note

<sup>58</sup>For a general challenge to quantification, see Heinzerling, *supra* note 9.

<sup>59</sup>See Adler & Posner, *supra* note 6.

public judgments, as expressed in public arenas.<sup>60</sup> Society is not best taken as some maximizing machine, in which aggregate output is all that matters. Sometimes a regulation producing \$5 million in benefits but \$6 million in costs will be worthwhile, if those who bear the costs (perhaps representing dollar losses alone?) can do so easily, and if those who receive the benefits (perhaps representing lives and illnesses averted?) are especially needy.

In view of these problems, the strongest arguments for cost-benefit balancing are based, not only or even mostly on neoclassical economics, but also on an understanding of human cognition, on democratic considerations, and on an assessment of the real-world record of such balancing.<sup>61</sup> All of these points are directly relevant to the arsenic controversy. Begin with cognition: Ordinary people have difficulty in calculating probabilities, and they tend to rely on rules of thumb, or heuristics, that can lead them to make systematic errors.<sup>62</sup> CBA is a natural corrective here. Because of intense emotional reactions to particular incidents, people often make mistakes in thinking about the seriousness of certain risks.<sup>63</sup> Cost-benefit balancing should help government resist demands for regulation that are rooted in misperceptions of facts. Unless people are asked to seek a full accounting, they are likely to focus on small parts of problems, producing inadequate or even counterproductive solutions.<sup>64</sup> CBA is a way of producing that full accounting.

With respect to democracy, the case for CBA is strengthened by the fact that interest-groups are often able to use these cognitive problems strategically, thus fending off regulation that is desirable, or pressing for regulation when the argument on its behalf is fragile.<sup>65</sup> Here CBA, taken as an input into decisions, can protect democratic processes by exposing an account of consequences to public view. With respect to pragmatic considerations, a review of the record

---

<sup>60</sup>Many of these points are pressed in Elizabeth Anderson, *Value in Ethics and Economics* (1993).

<sup>61</sup>I attempt to develop this point in Cass R. Sunstein, *Cognition and Cost-Benefit Analysis*, 29 *J. Legal Stud.* 1059 (2000). In the same vein, see Allan Gibbard, *Risk and Value*, in *Values At Risk* 94–112 (Douglas MacLean ed., 1986).

<sup>62</sup>Amos Tversky & Daniel Kahneman, *Judgment under Uncertainty: Heuristics and Biases*, in *Judgment under Uncertainty: Heuristics and Biases* 3, 11 (Daniel Kahneman, Paul Slovic, & Amos Tversky eds., 1982); Roger Noll & James Krier, *Some Implications of Cognitive Psychology for Risk Regulation*, 19 *J. Legal Stud.* 747 (1990).

<sup>63</sup>See George Loewenstein et al., *Risk As Feelings* (forthcoming 2001).

<sup>64</sup>See Dietrich Dorner, *The Logic of Failure* (1994).

<sup>65</sup>See Timur Kuran & Cass R. Sunstein, *Availability Cascades and Risk Regulation*, 51 *Stan. L. Rev.* 683 (1999).

suggests that cost-benefit balancing leads to improvements, not on any controversial view of how to value the goods at stake, but simply because such balancing leads to more stringent regulation of serious problems, less costly ways of achieving regulatory goals, and a reduction in expenditures for problems that are, by any account, relatively minor.<sup>66</sup> All of these points help explain the content of the SDWA, as we shall now see.

## II. Drinking Water: Congress and EPA

### A. Statutory Background

Regulatory statutes typically require agencies to require as much as “feasible,”<sup>67</sup> or to “protect the public health.”<sup>68</sup> Only a few such statutes expressly require agency decisions to turn on cost-benefit balancing.<sup>69</sup> The SDWA is an intriguing hybrid, combining an analysis of public health and feasibility with reference to CBA as well. Indeed, the cost-benefit provisions of SDWA go as far as any other federal statute in requiring close attention to costs and benefits; and because Congress has been quite interested in imposing more general cost-benefit requirements,<sup>70</sup> the SDWA might well be a harbinger of the future. For that reason alone, the implementation of the statute is worth careful attention.

More particularly, the SDWA asks the EPA to proceed in three steps. First, the EPA is asked to set “maximum contaminant level goals” for water pollutants.<sup>71</sup> The goals must be set “at the level at which no known or anticipated adverse effects on the health of persons occur and which allows an adequate margin of safety.” In practice, this statutory standard will frequently call for a MCLG of 0, because many contaminants cannot be shown to have safe thresholds, and because the “adequate margin of safety” language will, in these specific circumstances, seem to support a 0 MCLG.<sup>72</sup> Second, the EPA is told to

---

<sup>66</sup>See Economic Analysis at EPA 455-76.

<sup>67</sup>See, e.g., 29 U.S.C. § 655(b)(5) (“feasible”); 42 U.S.C. § 7521 (A)(3)(A) (“will be available”); 42 U.S.C. § 7412(d)(2) (“achievable”); 42 U.S.C. § 6411(a)(1) (“has been adequately demonstrated”).

<sup>68</sup> 42 U.S.C. § 7409(b).

<sup>69</sup> See, e.g., 15 U.S.C. § 2601 et seq. (Toxic Substances Control Act); 7 U.S.C. § 136 et seq. (Federal Insecticide, Fungicide, and Rodenticide Act).

<sup>70</sup> See the overview in Cass R. Sunstein, *Free Markets and Social Justice* (1997).

<sup>71</sup> 42 U.S.C. § 300g-1(b)(4)(A).

<sup>72</sup> See 56 Fed. Reg. 26,460 (1991) (establishing a level of 0 for lead); 66 Fed. Reg. 6976 (Jan. 22, 2001) (establishing a goal of 0 for arsenic).



specify “a maximum contaminant level . . . which is as close to the maximum contaminant level goal as is feasible.”<sup>73</sup> The statute defines feasible (not terribly helpfully) to mean “feasible with the use of the best technology, treatment techniques, and other means which” the EPA finds “are available.”<sup>74</sup> Third, the EPA is required to undertake a risk assessment for pollutants, discussing the level of the danger and the costs of achieving the requisite reduction.<sup>75</sup> The risk assessment is supposed to give an account, for the MCL being considered and for all alternatives levels being considered, of the “quantifiable and nonquantifiable health risk reduction benefits for which there is a factual basis in the rulemaking record”; the quantifiable and nonquantifiable costs; the “incremental costs and benefits associated with each alternative”; and any increased health risk that may occur from compliance, “including risks associated with co-occurring contaminants”<sup>76</sup>

The risk assessment is no mere disclosure provision. The EPA is expressly permitted (not required) to set a maximum contaminant level at a level other than the feasible level if it determines that the benefits of that level “would not justify the costs of complying with the level.”<sup>77</sup> On the basis of that determination, the EPA is permitted to set a maximum level “that maximizes health risk reduction benefits at a cost that is justified by the benefits.”<sup>78</sup> Courts are authorized to review the EPA’s judgment about whether the benefits of a certain level justify the costs, but only by asking whether that judgment is “arbitrary and capricious.”<sup>79</sup>

What does all this mean? SWDA is quite different from the Toxic Substances Control Act, which expressly requires the EPA to base decisions on a simple comparison of costs and benefits.<sup>80</sup> SWDA is more indirect, even circuitous, in its endorsement of cost-benefit requirements. But the difference between SWDA and TSCA is more apparent than real. In regulating contaminants in drinking water, the EPA is required to show that its judgment about cost-benefit balancing is not “arbitrary,” and this standard is essentially

---

<sup>73</sup>42 U.S.C. § 300g-1(b)(4)(B).

<sup>74</sup>42 U.S.C. § 300g-1(4)(D).

<sup>75</sup>42 U.S.C. § 300g-1(3).

<sup>76</sup>42 U.S.C. § 300g-1(3)(C)(I)(VI).

<sup>77</sup>42 U.S.C. § 300g-1(6) (A).

<sup>78</sup>42 U.S.C. § 300g-1(6) (A).

<sup>79</sup>42 U.S.C. § 300g-1(6)(D).

<sup>80</sup>See 15 U.S.C. § 2601 et seq ; see also *Corrosion Proof Fittings v. EPA*, 947 F.2d 1201 (5th Cir. 1991).

the same as applied under TSCA.<sup>81</sup> Perhaps SWDA gives the EPA somewhat more room for the exercise of discretion. But at most, the difference is one of degree. It is clear that courts are authorized to invalidate an arbitrary or unreasoned assessment, on the cost or benefit side, or on the question whether the benefits justify the costs. As we shall see, this point raises many questions for the future.

## **B. Arsenic and the Federal Government**

Arsenic is commonly found in nature, as the mineral compound “arsenopyrite.” As a result of soil and rock erosion, it is released into the water supply, where it can be found in many regions, including New England, eastern Michigan, and the southwest United States. It has long been known that arsenic can be toxic,<sup>82</sup> even carcinogenic,<sup>83</sup> and since 1942, the EPA has had in place an arsenic regulation calling for an MCL of 50 ppb per liter. But in the past decades, some evidence suggests arsenic may have significant adverse effects at levels well below the 50 ppb standard. The principal evidence comes from epidemiological studies in Chile, Argentina, and above all Taiwan, finding that exposure levels of 300-600 ppb cause significant increases of various cancers and other adverse effects.<sup>84</sup>

In 1996, Congress directed EPA to propose a new standard for arsenic by January 1, 2000.<sup>85</sup> At the same time, Congress told the National Academy of Sciences and EPA to study the health effects of arsenic in order to assist the rulemaking effort.<sup>86</sup> In 1996, the EPA requested that the National Research Council (NRC) of the National Academy of Sciences conduct an independent review of arsenic toxicity data and recommend changes to EPA’s arsenic criteria. In its 1999 report, the NRC located few studies which examined arsenic effects at low-level concentrations and even fewer studies in agreement.<sup>87</sup> A 1995 Japanese study found cancer mortality near or below expectation among persons exposed

---

<sup>81</sup>See *Corrosion Proof Fittings v. EPA*, 947 F.2d 1201 (5<sup>th</sup> Cir 1991).

<sup>82</sup>For recent overviews, see Morales et al., *Risk of Internal Cancers from Arsenic in Drinking Water*, 108 *Environ. Health Persp.* 655 (2000).

<sup>83</sup>See NRC, *Arsenic in Drinking Water*, *supra* note 83.

<sup>84</sup>See 66 Fed. Reg. at 7001-7003.

<sup>85</sup>42 USC 300g-1(b)(12)(A).

<sup>86</sup>*Id.* 301g-1(b)(13)(B)(I).

<sup>87</sup>Nat’l Research Council, *Arsenic in Drinking Water*, at 83-130 (1999), available at <http://www.nap.edu/openbook/0309063337/html>.

to arsenic in drinking water at less than 50 ppb per liter.<sup>88</sup> Domestic research in the same year revealed no association between bladder-cancer risk and arsenic exposure, where 81 of 88 Utah towns (92%) had concentrations below 10 ppb, and only one town exceeded the 50 ppb standard.<sup>89</sup> A 1999 assessment of Utah mortality rates, which the EPA described as “the best U.S. study currently available,” found no increased bladder or lung cancer risks after exposure to arsenic levels of 14 to 166 ppb per liter.<sup>90</sup> More recent studies in Finland and Taiwan, however, linked increased risks of bladder cancer and cerebrovascular disease to groundwater arsenic consumption as low as 0.1 to 50 ppb.<sup>91</sup> The Taiwan study, with its significant population base, seemed especially impressive.<sup>92</sup>

These results could have led the NRC in several different directions. It would not have been entirely astonishing for the NRC to find that the evidence was too inconclusive to support a new rule. Nonetheless, the NRC concluded that the Taiwan studies, examining larger doses, provided the best available evidence on human health effects of arsenic. NRC used linear extrapolations from these data to obtain cancer risks at exposure levels below 50 ppb per liter, and subsequently recommended the EPA significantly lower its current standard.<sup>93</sup> Indeed, the NRC concluded that “considering the data on bladder and lung cancer noted in the studies . . . a similar approach for all cancers could easily result in a combined cancer risk on the order of 1 in 100” from exposure at 50 ppb.<sup>94</sup> The 1 in 100 risk figure is a special source of concern, because EPA is usually attentive to environmental risks at or below 1 in 1,000,000.<sup>95</sup>

---

<sup>88</sup>T. Tsuda, et al., Ingested Arsenic and Internal Cancer: A Historical Cohort Study Followed for 33 Years, 141 *Am. J. Epidemiol.* 198 (1995). See also Nat’l Research Council, *supra* note 1, at 99 (finding results statistically unstable).

<sup>89</sup>M.N. Bates, A.H. Smith, & K.P. Cantor, Case-Control Study of Bladder Cancer and Arsenic in Drinking Water, 141 *Am. J. Epidemiol.* 523 (1995).

<sup>90</sup>The EPA discounted these results in its final MCL report, based upon the already low cancer rates of the subject population when compared to the entire state. 66 Fed. Reg. at 7004; D.R. Lewis, et al., Drinking Water Arsenic in Utah: A Cohort Mortality Study, 107(5) *Envtl. Health Perspectives* 359 (1999).

<sup>91</sup>P. Kurttio et al., Arsenic Concentrations in Well Water and Risk of Bladder and Kidney Cancer in Finland, 107(9) *Envtl. Health Perspectives* 705 (1999); H.Y. Chiou et al., Arsenic Methylation Capacity, Body Retention, and Null Genotypes of Glutathione S-transferase M1 and T1 Among Current Arsenic-Exposed Residents in Taiwan, 386 *Mutat. Res.* 197 (1997).

<sup>92</sup>Nat’l Research Council, *supra* note 59, at 17.

<sup>93</sup>Nat’l Research Council, *supra* note 59, at 8–9.

<sup>94</sup>Abt Associates, Inc., Arsenic in Drinking Rule Economic Analysis 1–1 (2000).

<sup>95</sup>See Robert Percival et al., *Environmental* 442 (3d ed. 2000).

Critics attacked the recommendation on the grounds that Taiwanese cooking and health practices put citizens at greater risk for arsenic toxicity than Americans, as demonstrated by the absence of a single report of U.S. arsenic-induced cancer.<sup>96</sup> The Taiwanese population is much poorer than the American population, suffering from a number of dietary and nutritional deficiencies, including a higher intake of arsenic from food, and a deficiency in selenium, zinc, and vitamin B12, all of which can reduce the toxicity of arsenic. In fact, animal studies even suggest that arsenic may be a nutritional requirement, though there is insufficient data to indicate any nutritional role in human health.<sup>97</sup> Despite these criticisms, the EPA relied heavily upon the NRC's scientific conclusions when redeveloping its current MCL.

In 2000, the EPA issued a proposed regulation, setting an MCLG of 0 parts per billion (ppb), because no safe level could be identified; an MCL of 3 ppb, on the ground that this was the lowest feasible level; and regulatory ceiling of 5 ppb, on the ground that the CBA justified this approach, but not any more stringent mandate.<sup>98</sup> It also requested comments on regulatory ceilings of three, ten, and twenty ppb, for which it provided accounts of both benefits and costs. On January 22, 2001, the EPA issued a final rule, essentially embodying the same analysis as the proposal, but with a crucial change, to a regulatory ceiling of 10 ppb rather than 5.<sup>99</sup> The EPA urged that its assessment of costs and benefits, for four different levels of stringency, justified the 10 ppb level. The rule was to become effective on March 23, 2001, with a compliance date of January 23, 2006.<sup>100</sup>

**1. Costs.** The new regulation would have required several thousand water systems, serving about 10 million people, to install new equipment. The overall cost of the 10 ppb standard would have been about \$210 million.<sup>101</sup> But the aggregate figure is not entirely informative; across the nation, the additional payments would vary considerably. For most households, the annual increase in water bills would be in the range of \$30.<sup>102</sup> But water systems with 500 or fewer customers would face significantly higher costs, ranging up to \$325 per

---

<sup>96</sup>See Sue E. Umshler, When Arsenic is Safer in Your Cup of Tea Than in Your Local Water Treatment Plant, 39 *Nat. Resources J.* 565, 589-592 (1999). See also 66 Fed. Reg. pps. 7003-4.

<sup>97</sup>*Id.* p. 587.

<sup>98</sup>65 Fed. Reg. 38,888 (2000).

<sup>99</sup>66 Fed. Reg. 6976 (Jan. 22, 2001).

<sup>100</sup>*Id.*

<sup>101</sup>66 Fed. Reg. p. 7010.

<sup>102</sup>66 Fed. Reg. p. 7011.

household. These water systems represent a small fraction of the total number of people affected by arsenic; they tend to involve rural communities.

As it was required to do, the EPA also calculated the costs of alternative levels of regulation. A 20 ppb standard would cost about \$70 million; a 5 ppb standard, \$440 million; and a 3 ppb standard, \$720 million. Here too the disaggregated figures are important. The most stringent standard, of 3 ppb, would cost an average of \$41 per affected household; the 20 ppb standard would cost about an average of \$24. At the high end, the 20 ppb standard is actually more expensive (at \$350) than the 2 ppb standard (\$317), because of the particular control technologies that would be involved. Consider the following summary:

**Table 1**  
MEAN ANNUAL COSTS PER HOUSEHOLD  
(in 1999 dollars)

<b>System Size</b>	<b>3ppb</b>	<b>5ppb</b>	<b>10ppb</b>	<b>20ppb</b>
less than 100	\$317	\$318.26	\$326.82	\$351.15
100–500	166.91	164.02	162.50	166.72
501–1000	74.81	73.11	70.72	68.24
1001–3300	63.76	61.94	58.24	54.36
3301–10,000	42.84	40.18	37.71	34.63
10,001–50,000	38.40	36.07	32.37	29.05
50,001–100,000	31.63	29.45	24.81	22.64
100,001–1,000,000	25.29	23.34	20.52	19.26
More than 1,000,000	7.41	2.79	0.86	0.15
All Categories	41.34	36.95	31.85	23.95

EPA did not offer a population-wide breakdown, to show the numbers of people served by the various system sizes, and to see whether the people who would bear the costs could do so easily or with difficulty. But one analysis, admittedly from a group with a particular point of view, suggests that almost 9 out of 10 people (87%) who consume arsenic at a significant level in their tap water (over 1 ppb) are served by systems serving more than 10,000 customers.<sup>103</sup>

---

<sup>103</sup>Natural Resources Defense Council, *Arsenic and Old Laws: A Scientific and Public Health Analysis of Arsenic Occurrence in Drinking Water, Its Health Effects, and EPA's Outdated Arsenic Tap Water Standard*, ch. 3, p. 5 (2001), available at <http://www.nrdc.org/water/drinking/arsenic/exesum.asp>.

This means that 87% of the people who will have to pay for water technology would face annual increases of less than \$30 – not trivial, perhaps, but certainly not a huge expenditure.

**2. Benefits.** Within the EPA, the much harder issues involved the benefits of the 10 ppb requirement. The most easily quantified benefits involve prevented cases of bladder and lung cancer; here the epidemiological data, mostly from Taiwan, allowed quantitative estimates to be made. For two reasons, however, even these estimates should be taken with many grains of salt. The first reason is that there are differences, noted above, between the population of Taiwan and that of the United States. The second reason is that a great deal turns on the nature of the dose-response curve. If the curve is “linear,” meaning that cancer cases do not drop sharply at low exposure levels, many more cancers will be predicted than if the curve is “sublinear,” meaning that after exposure declines to a certain level, the number of cancer cases drops off. Lacking any data on the question, the EPA decided to assume that the dose-response curve is linear, noting that “the use of a linear procedure to extrapolate from a higher, observed data range to a lower range beyond observation is a science policy approach that has been in use by Federal agencies for four decades.”<sup>104</sup> The EPA added that the policy objectives are to avoid underestimating risk in order to protect public health and be consistent across risk assessments.<sup>105</sup> From these remarks, it seems clear that the default assumption of linearity is not based on science, which cannot produce a standard default assumption, but on a policy judgment, designed to err on the side of protecting health by ensuring against underestimation of the risks. I will return to this important issue below.<sup>106</sup>

Armed with the assumption of linearity, the EPA thought that estimates were feasible for bladder and lung cancers. The EPA calculated bladder and lung

---

<sup>104</sup> 66 Fed. Reg. at 7004. In selecting its dose-response model, the EPA examined a 2000 study by Morales which presented ten potential dose-response models based upon interpretations of the original Taiwan data. Morales, et al., Risk of Internal Cancers from Arsenic in Drinking Water, 108 *Env'tl. Health Perspectives* 655 (2000). The EPA rejected those models with a comparison population, because these resulted in *supralinear* dose-response relationships (higher than a linear response). The EPA concluded that there was no basis for this type of relationship, since the NRC report had concluded that the dose-response relationship for arsenic at low levels should be either linear or sublinear, with a preference for the latter. 66 Fed. Reg. at 7006. The EPA then chose a linear model based upon the above-mentioned policies. These various points are treated in detail below.

<sup>105</sup> *Id.*

<sup>106</sup> See below.

cancer risks/benefits using the analysis of the NRC.<sup>107</sup> The NRC used the Taiwan data to calculate a 1 to 1.5 per 1000 lifetime risk of male fatal bladder cancer at the current 50 ppb standard; it also examined the Chile and Argentina studies and concluded the rates of cancer were comparable to the Taiwan data. The EPA assessed lung cancer risks, which are known to be about 2.5 times greater than bladder cancer risks. But for many of the health effects from arsenic, the EPA concluded that quantification was impossible.

1. Lives and health: quantities. The EPA estimated that the 10 ppb requirement would prevent 21-29 cancer deaths and 16-26 cases of curable cancer.<sup>108</sup> By comparison, a 20 ppb requirement would prevent 11 deaths and 9 curable cancers; a 5 ppb requirement, 20-54 deaths and 22-47 curable cancers; and a 3 ppb requirement, 32-74 cancer deaths and 24-64 curable cancers. Consider the following table:

**Table 2**  
Annual Total (Bladder and Lung) Cancer Cases Avoided

Arsenic Level	Reduced Mortality Cases	Reduced Morbidity Cases	Total Cancer Cases Avoided
3	32.6–74.1	24.6–64.2	57.2–138.3
5	29.1–53.7	22.0–46.5	51.1–100.2
10	21.3–29.8	16.1–25.9	37.4–55.7
20	10.2–11.3	8.5–8.8	19.0–19.8

2. Lives and health: no quantities. The EPA also concluded that the 10 ppb standard would produce “important non-quantified benefits.” “Chief among these are certain health effects known to be caused by arsenic, though, while they may be substantial, the extent to which these impacts occur at levels below 50 [ppb] is unknown.”

The relevant effects include several kinds of cancer: skin, kidney, liver, prostate, and nasal passages. They also include pulmonary effects, cardiovascular effects, immunological effects, neurological effects, and endocrine effects. To this the EPA added that there would be other benefits that would defy quantification. Among these is “the effect on those systems that install treatment technologies that can affect multiple contaminants.” Some of the technologies that would reduce arsenic levels

---

<sup>107</sup>66 Fed. Reg. at. 7006.

<sup>108</sup>66 Fed Reg at. 7009.

would also remove “many other contaminants that EPA is in the process of regulating or considering regulating.”

3. Converting quantities to dollars. To compare the quantified benefits of regulation with the \$200 million cost, EPA was required to engage in several exercises in conversion. With respect to lives saved, the EPA used a value of a statistical life of \$6.1 million.<sup>109</sup> That figure was derived by calculating the average of over two dozen studies, mostly in the 1970s, generally designed to show how much an employer had to pay employees to compensate for a statistical risk of death. By multiplying the number of expected mortalities by \$6.1 million, EPA obtained most of the “dollar value” of the arsenic regulation.

As noted, however, many of the cancers caused by arsenic are not fatal. For a nonfatal cancer, the EPA used a figure of \$607,000.<sup>110</sup> This figure does not actually come from measurements of people’s willingness to pay to reduce a statistical risk of cancer, but instead from shoppers’ responses to hypothetical questions about how much they would be willing to pay to reduce a statistical risk of chronic bronchitis. Apparently the EPA thought that this was the closest available analogue to a nonfatal cancer.

This, then, was the EPA’s basic analysis, captured in the following table:

**Table 3**  
Estimated Benefits from Reducing Arsenic in Drinking Water  
(\$ millions 1999)

Arsenic Level	Total Quantified Health Benefits, in Millions (Lower and Upper Bounds)	Potential Nonquantified Health Benefits (Applies to All Levels)
3	\$213.8-\$490.9	Skin cancer, kidney cancer
5	\$191.1-\$355.6	Cancer of nasal passages, liver cancer
10	\$139.6-\$197.7	Prostate cancer, cardio-vascular effects
20	\$66.2-\$75.3	Pulmonary, neurological, endocrine effects

---

<sup>109</sup>66 Fed Reg at 7012.

<sup>110</sup>Id.



It should be clear that the monetized costs of the 10 ppb standard are between \$60 million and \$2 million higher than the monetized benefits – and also that overall benefits are in line with overall costs only at the 20 ppb level. EPA was well aware of this point. Nonetheless, it concluded that once the nonquantified benefits of the 10 ppb standard were included, the costs would be well justified. The cost per cancer case avoided for the final rule would be between \$3.2 million and \$4.8 million – hardly an extraordinary price to pay, and far lower than the \$5 million to \$12.2 million range produced by a 3 ppb standard.

### **III. Peer Review? Arsenic at AEI-Brookings**

The EPA’s conclusion was sharply disputed by a widely reported paper from the American Enterprise Institute-Brookings Joint Center for Regulatory Studies.<sup>111</sup> The authors, Jason Burnett and Robert Hahn, concluded that the costs of the rule would exceed the benefits by about \$190 million each year – and hence that the rule deserved membership in the Joint Center’s “\$100 million club,” including regulations that cost at least \$100 million more than they promise to deliver. For two reasons, the Burnett-Hahn study is worth close attention. First, the AEI-Brookings Joint Center is highly respected for its careful work on CBA, and Hahn is an especially able and influential observer of the regulatory process.<sup>112</sup> Second, the disagreements between EPA and the Joint Center provide a great deal of information about the nature of CBA itself – and about the likely nature of legal challenges to such analysis by federal agencies.

Burnett and Hahn raised no questions about EPA’s finding of a \$200 million cost to the arsenic rule. Instead, they made several key adjustments to the EPA’s calculation of benefits. The first set of adjustments involved the actual number of cancer cases to be prevented. The second set involved the translation of that figure into a dollar amount.

To calculate cancer cases, Burnett and Hahn made two changes. First, they attempted to quantify the “nonquantifiable benefits” by multiplying EPA’s estimate of twenty-eight lives saved by two, for a total of fifty-six. “Our

---

<sup>111</sup>See Jason K. Burnett & Robert W. Hahn, EPA’s Arsenic Rule: The Benefits of the Standard Do Not Justify the Costs, American Enterprise Institute-Brookings Joint Center for Regulatory Studies, available at <http://www.aei.brook.edu/publications/abstract.asp?pID=115> (Jan. 2001).

<sup>112</sup>See, e.g., *Risks, Costs, and Lives Saved* (Robert W. Hahn ed., 1997).

reasoning is that including ‘nonquantifiable risks’ would increase the lives-saved estimate by some factor between one and four.”<sup>113</sup> This number came in turn from the report of the National Research Council, which suggests that the risk of death from all kinds of cancer might be eight times the risk of bladder cancers. Recognizing that EPA’s quantified figure represents both bladder and lung cancers, Burnett and Hahn took a multiple of four as producing a “reasonable upper bound” of 112; but fifty-six seemed more reasonable.

Second, Burnett and Hahn divided their chosen number of fifty-six by five, to reflect their judgment that the risk of arsenic is not linearly related to arsenic concentrations. “This assumption is not realistic because the human body can metabolize arsenic at low levels, rendering it nontoxic.”<sup>114</sup> (Note that the EPA concluded that recent research has drawn into doubt the claim that the metabolized forms of arsenic are any less toxic.)<sup>115</sup> For Burnett and Hahn, the upshot is that the new regulation would save about eleven lives annually.

To translate this amount into dollar terms, Burnett and Hahn adjusted the \$6.1 million figure downward. They emphasized that cancer follows exposure to arsenic not immediately but only after a latency period, ranging from between ten and forty years. Burnett and Hahn use a 7% discount rate, on the theory that “future costs should be discounted just as future costs are.”<sup>116</sup> As a result of the adjustment, the value of a statistical life fell to \$1.1 million. Sharply disagreeing with the National Research Council and the EPA, with their projected risk of 1 in 100, Burnett and Hahn added that “the risk reduction is about one in 1 million, which is so small as not to be worth addressing, given the uncertainties in the data and the EPA’s limited resources to develop regulations.”<sup>117</sup> In fact Burnett and Hahn concluded that no plausible version of the arsenic proposal, going beyond the existing 50 ppb standard, could be justified on cost-benefit grounds. Here is their overview:

---

<sup>113</sup> Burnett & Hahn, *supra* note 84, p. 7.

<sup>114</sup> *Id.* p. 5.

<sup>115</sup> See 66 Fed. Reg. at 7000; H.V. Aposhian et al., Occurrence of Monomethylarsonous Acid in Urine of Humans Exposed to Inorganic Arsenic, 13 *Chemical Research Toxicol.* 693 (2000); J.S. Petrick et al., Monomethylarsonous Acid (MMA<sup>iii</sup>) Is More Toxic than Arsenite in Chang Liver Human Hepatocytes, 163 *Toxicol. Appl. Pharmacol.* 203 (2000).

<sup>116</sup> *Id.* p. 8.

<sup>117</sup> *Id.* p. 9.

**Table 4**  
AEI-Brookings Joint Center Estimates

	Lives Saved	Benefits	Costs	Net Costs
EPA's Model without Accounting for Latency	28	\$170 million	\$210 million	\$40 million
EPA's Model Accounting for Latency	28	\$50 million	\$210 million	\$160 million
Our High Estimate	110	\$200 million	\$210 million	\$10 million
Our best estimate	11	\$23 million	\$210 million	\$190 million
Our low estimate	5.5	\$10 million	\$210 million	\$200 million

Burnett and Hahn go further still. They urge that the arsenic regulation is likely to produce a net loss in life, rather than a gain. The reason is that expensive regulations have been found to have mortality effects, in part because they make less money available for health care expenditures.<sup>118</sup> According to a plausible estimate, a statistical life is lost for every \$15 million expenditure, so that a regulation that costs \$15 million per life saved results in no net mortality reduction.<sup>119</sup> If this is correct, a regulation that costs \$190 million on net is likely to result in a loss of over 10 lives, on balance, every year. This in fact is the Burnett-Hahn conclusion.<sup>120</sup>

It is not clear if the Burnett-Hahn analysis influenced the actions of the Bush Administration, but the arsenic rule was delayed shortly after the election,<sup>121</sup> and the EPA asked the National Academy of Sciences to produce an “expedited review” of the options between 3 ppb and 20 ppb. At the same time, the agency has sought new studies on both the cost and benefit sides.<sup>122</sup>

#### **IV. Questions and Doubts**

Many questions should be raised about the analysis by both EPA and Burnett and Hahn. The first set of questions involves the judgment about the

---

<sup>118</sup>Id. at. 2.

<sup>119</sup>See Randall Lutter et al., *The Cost-per-Life-Saved Cutoff for Safety-Enhancing Regulations*, 37 *Econ. Inquiry* 599 (1999).

<sup>120</sup>Id. at. 9.

<sup>121</sup>66 Fed. Reg., 16,134 (2001).

<sup>122</sup>66 Fed. Reg. 20,579 (1001) and EPA, EPA Administrator Whitman Establishes Process to Evaluate Arsenic in Drinking Water Standard, <http://yosemite.epa.gov/opa/admpress.nsf>.

likely benefits in terms of mortality and morbidity. The second set involves the translation of those benefits into dollar equivalents.

My goal here is not to take sides on the disagreement between EPA on the one hand or Burnett and Hahn on the other. It is to suggest instead that the state of scientific knowledge is such as to justify only benefit ranges, not specific benefit numbers. This point might easily be taken as a challenge to CBA in general, and it is properly so taken if CBA is justified as a way of giving specific “bottom lines” to resolve hard cases. But if CBA is justified more modestly, as a way of getting a sense of the potential consequences of various courses of action, nothing I say here should be seen as a challenge to the basic method. Indeed, a virtue of CBA is that it helps to explain why the arsenic question is hard, not easy, and why competing judgments of value could lead in competing reasonable directions. I will say more about all this below.

### **A. Life and Health Again**

1. The dose-response curve, in general and in particular. In calculating health effects, EPA assumed a linear dose-response curve for arsenic. In so doing, it followed its usual practice, which is to assume a linear, non-threshold model for Class A carcinogens in drinking water. In the EPA’s words, this is a “conservative mathematical model for cancer risk assessment. . . . It is consistent with a no-threshold model of carcinogenesis, i.e., exposure to even a very small amount of a substance is assumed to produce a finite increased risk of cancer.”<sup>123</sup> Note in this regard that the EPA’s Science Advisory Board, which consisted of prominent scientists who issued a report advising the agency, also recommended linear extrapolation based upon the Taiwan data.<sup>124</sup>

But Burnett and Hahn are correct to urge that this was not an inevitable decision. It is quite possible that at low levels, the effects of arsenic dwindle. “There is no strict rule with respect to the shape of the dose-response curve.”<sup>125</sup> To summarize what will be a lengthy and somewhat technical discussion: On the basis of what is known about carcinogens generally, the best scientific judgment seems to be that the dose-response curve for arsenic is sublinear. But this is a speculative judgment, not based on direct evidence, and we certainly do not know how sublinear the dose-response curve is, if indeed it is sublinear.

---

<sup>123</sup>40 CFR Pt. 132, App. C (West 2001).

<sup>124</sup>See 66 Fed. Reg. at 7003, 7005.

<sup>125</sup>Toxicology 1164 (Hans Marquardt et. al eds., 1999).

There are many complexities here, for dose-response curves come in many shapes and sizes. “It has long been recognized that a number of different mathematical models can fit a given set of dose-response data reasonably well, but produce vastly different predictions of risk when extrapolated to doses below the data range. Thus, extrapolated doses corresponding to ‘*de minimis*’ risk levels can differ by several orders of magnitude, depending on the shape of the dose-response curve at low doses.”<sup>126</sup> Often there is no evidence about the relationship between adverse effects and low doses, and hence a great deal of guesswork is involved. An overview suggests that a “number of models have been proposed, and there is active debate on which of these is most appropriate. One that is widely used by regulatory agencies because it is ‘conservative’ is a linear no-threshold extrapolation. As noted, proof has not been provided for any carcinogen that no threshold exists, and in fact, thresholds have been observed in many studies, particularly with weak carcinogens. The assumption of linearity at low doses is also not well founded. Indeed, even for the less complicated process of chemical mutagenesis *in vivo*, a drop below linearity at low doses has been demonstrated. Therefore, a ‘hockey stick’-shaped curve would appear to best fit current data and concepts on carcinogenic mechanisms at low levels of exposure.”<sup>127</sup> Here are the basic possibilities (see the appendix for details):

- a. Supralinearity. For some forms of radiation, the curve is actually “supralinear,” in the sense that with lower doses, deaths fall at relatively lower rates than a linear curve would predict.<sup>128</sup> If a dose-response curve is supralinear, of course, the death rate will be higher than if it is linear. Agencies do not assume supralinearity, apparently because it is an unusual pattern. No one has urged supralinearity in the context of arsenic.
- b. Linearity. It has long been assumed that linear curves are appropriate for “genotoxic” carcinogens, that is, carcinogens that work directly on DNA to produce mutations that give rise to tumors.<sup>129</sup> For a long time arsenic

---

<sup>126</sup>Ralph L. Kodell, U-Shaped Dose-Response Relationships for Mutation and Cancer, forthcoming, Human and Ecological Risk Assessment (2001).

<sup>127</sup>Casarett and Doull’s Toxicology: The Basic Science of Poisons 154 (Mary O. Amdur, John Doull, & Curtis D. Klaassen eds., 4th ed. 1991). See *also* D.G. Hoel et al., The Impact of Toxicity on Carcinogenicity Studies: Implications for Risk Assessment, 9 *Carcinogenesis* 2045 (1988); E.M. Laska & M.J. Meisner, Statistical Methods and the Application of Bioassay, 27 *Annual Rev. Pharmacol. Toxicol.* 385 (1988); D.B. Farrar & K.S. Crump, Exact Statistical Tests for any Carcinogenic Effect in Animal Bioassays, 15 *Fundament. Appl. Toxicol.* 710 (1990).

<sup>128</sup>John W. Gofman, Radiation-Induced Cancer from Low-Dose Exposure: An Independent Analysis (1990)

<sup>129</sup>See Kodell, *supra* note.

has been assumed not to be genotoxic, a point that draws the EPA's assumption of linearity into some doubt; sublinearity is the ordinary assumption for nongenotoxic carcinogens. But a recent paper suggests that arsenic might be genotoxic after all.<sup>130</sup>

- c. Sublinearity. According to a standard text, the typical dose-response curve is "sigmoidal" in shape and thus sublinear at low doses.<sup>131</sup> While there is some dispute about the issue, evidence suggests that this is the shape of the dose-response curve for benzene.<sup>132</sup> As noted, scientists generally assume sublinearity for substances that are nongenotoxic, that is, that do not work directly on DNA.<sup>133</sup>
- d. Thresholds. Sometimes there is a threshold below which exposure produces no adverse effects, as is apparently the case for basal cell carcinoma and exposure to the sun.<sup>134</sup> This is the extreme case of sublinearity. It is generally agreed that thresholds exist "for all toxicities other than cancer. . . . Conceptually, a threshold makes sense for most toxic effects."<sup>135</sup> But government agencies tend to treat carcinogens as lacking safe thresholds. Taken purely as a scientific judgment, this is disputed: "It is a fact that most of the identified human carcinogens induce cancer only after exposure to high doses."<sup>136</sup>
- e. U-shapes. Some dose-response curves (as for fluoride) actually show desirable effects at low levels, so that what is harmful to health at high doses turns out to produce beneficial effects at low doses.<sup>137</sup> There appears to be increasing reason to believe that u-shapes are common. "In recent years, the concept of hormesis, the phenomenon whereby a toxic substance elicits a beneficial effect at doses below its observed range of

---

<sup>130</sup>Trivalent Methylated Arsenic Species are Genotoxic, *Chemical Research in Toxicology* (Apr. 16, 2001).

<sup>131</sup>Encyclopedia of Toxicology 509 (Philip Wexler ed., 1998).

<sup>132</sup>See O. Wong and G.K. Raabe, Cell-Type-Specific Leukemia Analyses in a Combined Cohort of More than 208,000 Petroleum Workers, 21 *Regul. Toxicol. Pharmacol.* 380 (1995).

<sup>133</sup>Purchase IFH and Auton TR. 1995. Thresholds in Chemical Carcinogenesis, *Regul Toxicol Pharmacol* 22: 199-205

<sup>134</sup>See A Dose Response Curve for Sun Exposure and Basal Cell Carcinoma, 60 *International Journal of Cancer* 482 (1995).

<sup>135</sup>Philip Williams et al., *Principles of Toxicology* 449 (2000).

<sup>136</sup>*Toxicology* 176 (Hans Marquardt et. al eds., 1999).

<sup>137</sup>Ralph Kodell and Qi Zheng, U-Shaped Dose-Response Curves for Carcinogenesis, abstract available at U-Shaped Dose-Response Curves for Carcinogenesis (1999).

toxicity, has been gaining popularity among scientists engaged in toxicology and risk assessment.”<sup>138</sup>

The possibility of varying shapes suggests many possible projections of the health consequences of exposure to low doses of arsenic. Without having any direct evidence for arsenic in particular, the National Research Council suggested, “Of the several modes of action that are considered most plausible, a sub-linear dose response curve in the low-dose range is predicted, though linearity cannot be ruled out.”<sup>139</sup>

This statement should be taken as exceptionally speculative. It ought not to be read to suggest a reliable scientific judgment about the true dose-response curve. In fact the NRC offered no evidence that would justify its “prediction” for arsenic. It appears to have been generalizing from the more typical patterns. If a specific judgment is required, this approach is as sensible as any other; but it is not much more than a hunch. Nonetheless, we can reach some more definite conclusions. First: When agencies generally assume linearity, it is not because anything in the science solidly justifies this assumption, but because of a “conservative” approach to uncertain data.<sup>140</sup> This is a policy choice, not a technical one – a point with implications for judicial review, as we shall see. Second: Rather than setting forth a specific number, it seems best to acknowledge the uncertainty about the dose-response curve, and hence to identify a range of benefits, capturing a low end and a high end.

---

<sup>138</sup>See *id.* The author’s conclusion is worth quoting: “For carcinogens that may exhibit U-shaped dose-response curves, traditional linear, low-dose extrapolation truly is conservative in the sense of public-health protection. However, this ‘default’ procedure cannot be justified simply on the basis of either presumed genotoxicity or additivity to background. If definitive data on low-dose behavior of specific carcinogens should indicate U-shaped behavior, then relaxing the default procedure to accommodate substantially lower-than-linear estimates of risk seems justified, without fear of seriously underestimating risk (EPA 1996). However, it will require strong data, of a nature and quality not customarily available, to warrant a regulatory agency’s acceptance of a dose-response relationship that predicts less-than-background risk at low doses. The modeling exercise presented here provides additional support and encouragement for investigators to pursue the gathering of biologically definitive data other than typical tumor incidence data when hormesis is strongly suggested or conjectured.”

<sup>139</sup> See *Arsenic in Drinking Water*, *supra*.

<sup>140</sup> But see Adam M. Finkel, *A Second Opinion on an Environmental Misdiagnosis*, 3 N.Y.U. Env. L.J. 295, 341–45 (1995), for some evidence that linearity is a scientifically plausible assumption.

The upshot? For arsenic in particular, the high end emerges from a linear curve and would therefore be 28. The low end is 6, which is what emerges from dividing that number by five. That division is essentially arbitrary, so we should not credit the Burnett/Hahn suggestion that it is likely to be accurate.

2. Nonquantified benefits. What about the nonquantified benefits? Here it is certainly responsible to say, with the EPA, that the data do not allow numerical judgments of any kind. But it would also be responsible to attempt to specify an upper and lower bound. Burnett and Hahn estimate the “nonquantified” benefits by multiplying EPA’s expected lives saved by two. But this seems arbitrary. As they note, the National Research Council estimated the risk of all types of cancer as eight times greater than the risk from bladder cancer alone. Because EPA’s figure of 28 came from both bladder and lung cancer, it would have been sensible to posit a range, with an upper bound of 112 (multiplying 28 times four). If the lower bound (from the analysis of possible sublinearity) is 6, the upper bound, from that assumption, would be 24.

3. Problems in Taiwan. I have suggested that there are many reasons to question the Taiwan data, which involved a poorer population, with a worse diet, at risk of arsenic exposure from multiple sources other than drinking water. Another criticism of the Taiwan data is that it measures arsenic exposure by overall exposure to village wells and not individual exposure.<sup>141</sup> There is an additional problem. Wells within each village had varying arsenic levels (so that people using certain wells had much higher exposures than others in the same village), but not all village wells were measured, and villagers were assigned a single median concentration (the data also did not account for villagers who moved, since it assumed a lifetime exposure to the levels of a subject's present village). Thus the principal data on which the EPA relied was “noisy,” and unavoidably so. The NRC explicitly acknowledged this point: “Some factors, such as poor nutrition and arsenic intake from food, might affect assessment of risk in Taiwan or extrapolation of results in the United States.”<sup>142</sup>

The best conclusion is that with reasonable assumptions, the number of lives saved from the regulation would range between 6 and 112. To say the least, that is an exceedingly wide range. If the regulation were expected to cost \$6 million, it would seem reasonable to proceed; almost no one denies that a cost

---

<sup>141</sup>See 66 Fed. Reg. at. 7003.

<sup>142</sup>Arsenic in Drinking Water, *supra* note, p. 301.



per life saved of \$1 million is worthwhile. If the regulation were expected to cost \$10 billion, it would seem reasonable not to proceed. But what if the cost fell between \$6 million and \$10 billion? What if the cost were \$200 million (as the EPA estimated?) To make progress on that question, it is necessary to discuss the question of monetization.

## B. Monetizing

With respect to money, the principal disagreement between EPA and Burnett-Hahn involves the appropriate discount rate. I will return to that issue shortly; for the moment let us put it to one side. As the EPA acknowledges in its “sensitivity analysis,” there are good reasons, in fact, to adjust EPA’s monetized estimate upwards rather than downwards.

1. Arsenic vs. the workplace. As I have noted, the EPA’s \$6.1 million comes from workplace risks, not involving cancer, and generally involving dangers to which workers expose themselves voluntarily, in the sense that they receive compensation in return. In fact many questions might be raised about the workplace risk studies.<sup>143</sup> One problem is the sheer variety of the number in those studies, ranging from \$0.7 million, in 1997 dollars, to \$16.3 million. Consider the following table:<sup>144</sup>

Table 5  
Value of Life Studies

Study	Method	Value of Statistical Life
Kneisner and Leith (1991)	Labor market	\$0.7 million
Smith and Gilbert (1984)	Labor market	\$0.8 million
Dillingham (1985)	Labor market	1.1 million
Marin and Psacharopoulos (1982)	Labor market	3.4 million
V.K. Smith (1976)	Labor market	5.7 million
Viscusi (1981)	Laboir market	7.9 million
Leigh and Folsom (1984)	Labor market	11.7 million
Leigh (1987)	Labor market	12.6 million
Garen (1988)	Labor market	16.3 million

<sup>143</sup>See Robert Frank & Cass R. Sunstein, Cost-Benefit Analysis and Relative Position, 68 *U. Chi. L. Rev.* 323 (2001), for several such questions. For a reply, see Gregory Besharov, Three Questions About the Economic of Relative Position: A Reply to Frank and Sunstein, available at <http://www.aei.brookings.org/publications/abstract.asp?pid=147>

<sup>144</sup>See EPA, Guidelines for Preparing Economic Analyses 89 (2000).

The sheer variety of the outcomes raises questions about the reliability of the \$6.1 million figures. EPA updated the relevant numbers for inflation, but it did not otherwise make adjustments. On reasonable assumptions, the EPA appears to have produced a significant undervaluation of the monetary value of the lives at stake. Consider the following points.

a. Income growth. The EPA acknowledged that the \$6.1 million figure reflects no adjustment to account for changes in national real income growth. In principle, the failure to undertake an adjustment seems to be a serious mistake. Of course people with more money would be willing to pay more, other things being equal, to reduce statistical risks. As the EPA also noted in its sensitivity analysis, the appropriate adjustment would increase the VSL from \$6.1 million to \$6.7 million.<sup>145</sup>

b. Distinctive risks. The risk of cancer from drinking water is qualitatively different from the workplace risks that EPA used to generate its VSL. The risks from drinking water seem peculiarly involuntary and uncontrollable, and a great deal of literature suggests that involuntary and uncontrollable risks produce an unusually high willingness to pay.<sup>146</sup> Now it is important not to think that there is a rigid dichotomy between the involuntary/uncontrollable and the voluntary/controllable.<sup>147</sup> This is a continuum, without sharp divisions among various points. The underlying issues seem to be whether those exposed to the risk are exposed knowingly and whether it is costly or otherwise difficult for people to avoid the risk. But as compared to workplace risks, there can be little doubt that the risk of arsenic from drinking water is worse along the relevant dimensions. For this reason, it makes sense to think that people would be willing to pay a premium to avoid the risks associated with arsenic.

There are some related points. People seem to have a special fear of cancer, and they seem to be willing to pay more to prevent a cancer death than a sudden unanticipated death, or a death from heart disease.<sup>148</sup> The “cancer premium” might be produced by the “dread” nature of cancer; it seems well-established that some risks are particularly dreaded, and that dreaded risks produce special social concern, holding the statistical risk constant. Some studies

---

<sup>145</sup>66 Fed. Reg. at 7012.

<sup>146</sup>See Slovic, *supra* note 82.

<sup>147</sup>See Cass R. Sunstein, Bad Deaths, 14 *J. Risk & Uncertainty* 259, 260 (1997).

<sup>148</sup>See George Tolley et al., State of the Art Health Values 339–40 (1993).

suggest that people are willing to pay twice as much to prevent a cancer death as an instantaneous death.<sup>149</sup>

The EPA was alert to these points. Hence its own sensitivity analysis suggests that need for an upwards revision of 7%, because of the involuntariness and uncontrollability of the risk.<sup>150</sup> With this revision, along with the revision for income growth, the value of a statistical life would rise to about \$7.2 million.<sup>151</sup> In fact there are reasons to suggest that this might be far too low. A careful study suggests that “the value of avoiding a death from an involuntary, carcinogenic risk should be estimated as four times as large as the value of avoiding an instantaneous workplace fatality.”<sup>152</sup> If we take this approach, the value jumps from \$6.7 million to \$26.8 million.

c. One more wealth effect. There is a final point. The studies that produced the \$6.1 million figure involved the workplace, and the people involved were poorer than most workers. Because the median salary of all wage earners is 23% higher than the median salary of most workers involved in the willingness-to-pay studies, a further adjustment seems appropriate, producing a VSL of \$33 million.

Now it would be foolish to claim that this figure has a unique claim to accuracy. But with different assumptions, none of them entirely implausible, the value of a statistical life can range from \$1.1 million to \$33 million – and the number of lives saved from 6 to 112. That produces a lower bound, in terms of dollars, of \$6.6 million – and an upper bound, in terms of dollars, of \$3.15 billion!

d. Life-years as opposed to lives. Would the arsenic rule protect young people or old people? The question seems to matter, for in principle, it is better for the government to devote resources toward saving many years rather than simply a few.<sup>153</sup> If the government can prevent a death at 75 that would otherwise occur at 80, surely it should attempt to do so; but if resources are limited, it would do better to prevent a death at 20 that would otherwise occur at 80. In part because of the long latency period involved, the average age of the victims of arsenic-induced cancer would be relatively high, probably above

---

<sup>149</sup>See *Id.*

<sup>150</sup>66 Fed. Reg. at 7014.

<sup>151</sup>*Id.*

<sup>152</sup>See Revesz, *supra* note 7, at 982.

<sup>153</sup>Richard Zeckhauser and Donald Shepard, Where Now For Saving Lives, 40 *L & Contemp. Probs.* 5, 11–45 (1976).

retirement age.<sup>154</sup> Nonetheless, the EPA treated each life involved as worth \$6.1 million. This number might well be inflated.

2. Discounting. It does seem sensible to say that a discount rate should be applied to latent harms. A cancer thirty years from now is not as bad as a cancer tomorrow. Note that this point does not take a stand on the controversial question whether harms to future generations should be discounted.<sup>155</sup> The only suggestion is that people today would be willing to pay less to prevent a cancer in decades than a cancer in weeks. Now it would be possible to suggest that arsenic regulation is designed to prevent risks, not actual harms, and that the risks, unlike the harms, will occur immediately. The suggestion is correct, but it is not responsive. People would pay more to prevent a risk-of-a-harm in a month than a risk-of-a-harm in two decades; and that claim is sufficient to justify discounting here.

But to make an assessment, it is not enough to decide to discount. We also have to decide (a) the appropriate discount rate and (b) the latency period. Hahn and Burnett choose a 7% figure, which comes from the discount rate for money. But there is no reason to think that the same discount rate is sensible for latent harms as for money, and some reason to think the opposite. If the 7% figure is correct for money, there are two reasons. First, money can be invested and will grow, and because of that simple fact a dollar today is worth more than a dollar in a year. Second, people have a “pure” time preference for current income. Even apart from investment value, it would be better to have money soon. If willingness to pay is to govern the discount rate, then the calculation of that rate, for money, should be a function of these two points. To be sure, government selection of the discount rate is usually a simplified version of this analysis, and depends on the investment value of money.

But note that the analysis is not the same for risks of harm. It is not possible to “invest” good health, at least not in the same way as dollars. If one is going to get cancer in any event, a cancer-free year cannot be used to produce more of the same. To be sure, most people would rather get cancer thirty years hence than ten years hence – perhaps in order to ensure more life-years, perhaps because of a pure time preference. And indeed, it would be desirable to shift the analysis from lives to life-years. But there is no reason to think that the time

---

<sup>154</sup>See American Society of Civil Engineers, *Arsenic in Drinking Water* 12 (available on the Internet).

<sup>155</sup>See Revesz, *supra* note, for a helpful treatment, separating the two questions.

preference for health is identical to the time preference for money. There are many uncertainties here. But some evidence supports a discount rate of 2%-3%, which would result, not in a figure of \$1.1 million per life saved, but a figure closer to \$4.5 million.<sup>156</sup> My principal point is that it has not been shown that future health benefits should be discounted at the same rate as future monetary costs – and, more speculatively, that there is good reason to think that the discount rate for health benefits should be lower than the discount rate for monetary costs.

What of the latency period? Hahn and Burnett chose thirty years, but this number seems both long and somewhat arbitrary. If the latency period is chosen to be twenty years rather than thirty, the number increases still further, approaching \$5 million.

Here is my own summary of possible cost-benefit assessments:

**Table 6**  
Cost-Benefit Ranges

	<b>Lives</b>	<b>Benefits</b>	<b>Costs</b>	<b>Net Benefits or Costs</b>
EPA	28 (plus unquantified)	\$170 million (plus unquantified)	\$210 million	???
AEI/Brookings “best estimate”	11	\$23 million	\$210 million	-\$190 million
(Very) High estimate	112	\$3.3 billion	\$210 million	\$3.15 billion
High estimate	112	\$560 million	\$210 million	\$350 million
My best “point estimate”	None; too speculative	Multiply lives saved by about \$4.5 million (to accommodate both cancer premium and latency period); multiply nonfatal cancers prevented by about \$400,000	\$210 million	No estimate
Low estimate (based on fundamental acceptance of EPA conclusions)	6	\$13 million	\$210 million	-\$197 million
(Very) Low estimate (based on external criticisms of EPA conclusions)	0	0 million	\$210 million	-\$210 million

<sup>156</sup> See Revesz, *supra* note.

One final point on this table. It might be suggested that some effort should be made to identify a “best estimate,” and that analysis would be greatly improved by trying to assign probabilities to the various outcomes, with the “best estimate” consisting of the most probable one. The goal of this suggestion is correct. When the underlying science and economics allow analysts to come up with a “best estimate” and to assign probabilities to the alternative outcomes, this indeed should be done. In terms of monetizing the relevant values, it seems correct to say that the cancer risk deserves a premium, as compared to workplace risks, but also to insist on discounting the monetary value of the risk to take account of the latency period and the fewer life-years saved. Hence rough estimates of \$4.5 million per life saved, and \$400,000 per nonfatal cancer prevented, seem as reasonable as anything else, even if somewhat arbitrary. At the very least, the EPA’s \$6.1 million figure appears too high in light of the long latency period, and the AEI-Brookings \$1.1 million figure appears too low in light of the high discount rate that it reflects and the various factors suggesting that the workplace studies understate the monetary value of the risk involved here.

But with respect to health benefits, science does not allow best estimates to be provided here. It would be reasonable to suggest that the high estimate of 112 is unrealistically high, a bit of a scare tactic, in light of the problems in the Taiwan data and the probability that the dose-response curve is sublinear. The estimate of 0 lives saved is highly improbable. But it does seem to me sensible to move to concern with life-years saved, rather than lives saved, and because of the long latency period, the quantified benefits are most unlikely to be much higher than the \$210 million price tag. On the other hand, they might well be higher whether or not they are much higher, and for reasons to be elaborated shortly, the “bottom line” numbers need not be dispositive.

### **C. Lessons**

Does all this suggest that CBA is, in cases of this sort, unhelpful? It would not be hard to imagine an affirmative answer to that question. A skeptic might conclude that because the range of uncertainty is so large, any number at all could be justified, and the ultimate decision is essentially “political” or based on “values.” This view is not exactly wrong; but it should not be taken as a convincing challenge to CBA.

An analysis of benefits and costs cannot resolve the ultimate judgment, but it can certainly inform it. Once we understand the potential effects of

different arsenic regulations, and see where the uncertainties come from, we are in a much better position to know what to do. Of course a decision on that count will be a product of “values”; how could it be otherwise? The point is that the values should be identified as such, so that when government acts, its reasons are transparent and explicable. If what I have said thus far is correct, the choice of a new arsenic rule is a genuinely hard question. Under the best case scenario, the benefits will exceed the costs, though not by a great deal; under the worst case scenario, the costs will dwarf the benefits. It is a tribute to CBA that we know exactly why the ultimate judgment is hard.

## **V. CBA in Court**

We are now in a position to see the multiple possible challenges to any agency decision that involves cost-benefit balancing. Because such balancing has become a staple of regulatory practice, it is important for lawyers to have some understanding of the underlying ideas, and of how agencies might be said to have gone wrong. There are lessons for courts as well, mostly involving the need for deference to agencies.

### **A. Lawyers: How To Make Benefits Go Way Up or Way Down**

With respect to the regulation of social risks, the legal culture is increasingly required to pay close attention to both science and economics,<sup>157</sup> and here legal understanding remains in a primitive state. If we keep in mind the arithmetic of arsenic, we can see how creative lawyers, representing water systems or environmentalists, might be able to mount reasonable challenges to EPA’s decisions, regardless (almost) of the content of those decisions. There are several points to keep in mind.

1. A great deal depends on the dose-response curve, and at low levels, the scientific evidence will often be inconclusive. With the assumption of a linear curve, the benefits of regulation will seem far higher than they might otherwise be. But from the scientific point of view, that assumption might well be vulnerable. In the case of arsenic, the most striking point is that the independent entities on which EPA relies actually split on the issue, with the Scientific Advisory Board supporting linearity, and the National Research Council tentatively favoring sublinearity. There is mixed evidence on the crucial question

---

<sup>157</sup>See, *e.g.*, *Corrosion Proof Fittings v. EPA*, 947 F.2d 1201; *ATA*, (DC Cir 1999), reversed, US

whether metabolized arsenic is dangerous. In addition, linearity makes more sense for genotoxic carcinogens, and there is a dispute as well about whether arsenic is genotoxic. A decision to assume linearity, in the face of scientific uncertainty, is best seen as a policy judgment. Under a statute that calls for a “margin of safety,” such a judgment is plainly supportable. It is not clear that an agency can indulge such a judgment under a statute that calls for cost-benefit balancing. For a lawyer objecting to regulation that seems too stringent, the best claim is that sublinearity is more likely, given the body’s ability to metabolize at low levels. For a lawyer objecting to regulation that seems inadequate, the best claim is that in the absence of specific data, linearity is the standard default assumption on policy grounds.

2. When regulating a pollutant, EPA will often have to rely on evidence from other times and areas, and it will not be difficult to suggest that there are relevant differences between the population at issue and the population involved on that evidence. In the case of arsenic, the Taiwan data could certainly be challenged as inadequate, in light of the absence of data from the United States that confirms the basic results.
3. If cancer risks are involved, the agency’s decision to use its ordinary VSL can be criticized on the ground that solid evidence shows a higher VSL for risks that are dreaded and uncontrollable (as cancer risks are likely to be). Lawyers objecting to insufficiently aggressive regulation should use this evidence to suggest that the numbers that come from workplace studies are simply too little. Lawyers objecting to overaggressive regulation should insist that the only reliable data come from the workplace studies, and that any effort to produce higher numbers are too speculative.
4. Agencies frequently lack good data on morbidity risks, and use crude substitutes. These are easily subject to challenge. An environmental lawyer could easily urge, in the arsenic case, that the chronic bronchitis numbers are too low, because a cause of cancer is highly likely to produce higher WTP than a case of chronic bronchitis. For their part, industry lawyers could easily urge that chronic bronchitis is comparable or perhaps worse, simply because it is chronic. A case of cured cancer, even if it is entirely cured, is not much more serious than a case of any other curable disease. In either case, it would be easy to challenge the actual numbers used for chronic bronchitis as unreliable, because they were generated through responses by shoppers, in North



Carolina, to hypothetical questions. Even if well-designed, that study is not likely to produce reliable numbers.

5. If an agency uses lives rather than life-years, there may be a serious problem, at least if the regulation would protect a large number of children or elderly people. For protection of children, the \$6.1 million figure is arguably far too low. For protection of elderly people, that same figure is arguably far too high.<sup>158</sup>
6. For a lawyer on either side, it is not hard to argue that nonquantified benefits should be quantified, if this is at all possible. Without quantification, how can agency decisions be evaluated? Once a decision is made to quantify benefits that had formerly been unquantified, agency judgments are subject to challenge, because the judgment about how to quantify will be so speculative. If the agency has not specified a range, but has relied on a fairly specific projection, it will be extremely vulnerable.
7. The level of monetized benefits will differ dramatically in accordance with the chosen discount rate. It would be easy to challenge any agency's decision not to discount a risk that will come to fruition in the future. A monetary loss, or a loss to health, is worse today than years hence. And once the agency has chosen to discount, any particular discount rate might well be challenged. Economists disagree about the proper approach. If the agency chooses a discount rate for health in the vicinity of the discount rate for money (7% to 10%), its choice might well be challenged, on the ground that no good evidence supports the view that health problems averted should be discounted at the same rate as financial losses averted. But if the agency chooses a discount rate below 7%, it would not be hard to challenge that choice as essentially arbitrary and unsupported by evidence.

## **B. Against Science Courts**

Notwithstanding the availability of countless legal challenges, the basic lesson for courts is simple: Hands off. This means that when courts are reviewing an agency's judgments about health benefits, and about how to monetize them, they should give agencies the benefit of every reasonable doubt.

---

<sup>158</sup>It is not clear, however, how to think about willingness to pay in this context. Older people tend to be wealthier, and they might well be willing to be large amounts to protect relatively few life years.

The reasons are threefold. First, the issues are exceedingly complex, and judges are not specialists in the area at hand. Like everyone else, they are prone to error. There is no systematic reason to think that a firm judicial hand will make things better rather than worse. Second, any judicial judgment will perpetuate the status quo and make rulemaking more difficult.<sup>159</sup> Because it is extremely time-consuming to make rules, and because a clever advocate, on one or another side, is highly likely to be able to produce a plausible challenge to whatever an agency does, an aggressive judicial posture will essentially freeze whatever rule is currently in place. In many domains, people have expressed concern with the “ossification” of rulemaking. When a statute calls for cost-benefit balancing, any nondeferential posture, from courts, will magnify the risk of ossification. Third, many of the underlying decisions involve values, not facts. We have seen that the choice between a linear and sublinear dose-response curve cannot be based on direct evidence. Any choice has a large policymaking dimension. “There is wide recognition among experts—but not necessarily in the public opinion—that current approaches to the regulation of most agents remain judgmental.”<sup>160</sup> In this light, courts should be reluctant to displace the judgments of administrators, who have advantages both as technocrats and as public representatives.

This does not mean that agencies should be permitted to do whatever they want. We can easily imagine genuinely arbitrary decisions.<sup>161</sup> But so long as the agency has not done something truly unreasonable, its efforts to quantify health benefits, and to monetize them, should be held acceptable.

## **VI. Policy Analysts: What Should Be Done?**

### **A. No Obviously Best Choice**

1. Puzzles. On the analysis thus far, it should be clear that there is no obviously best choice for EPA. Of the options considered, the most dramatic would be the two poles: to retain the existing 50 ppb standard or to select the 3 ppb standard, which the EPA deemed feasible. Neither of these choices would be ludicrous, and neither should be seen as violative of the SWDA. Notwithstanding the NRC report, it would be possible to conclude that the existing data, most of it from Taiwan, simply does not justify further restrictions,

---

<sup>159</sup>See Jerry Mashaw and David Harfst, *The Challenge of Auto Safety* (1993).

<sup>160</sup>Toxicology 1145 (Hans Marquardt et al. eds., 1999).

<sup>161</sup>See *id.*

especially in light of studies suggesting no adverse effects from low levels of arsenic in drinking water. And notwithstanding the AEI-Brookings study, it would not be impossible to produce numbers suggesting that the 3 ppb standard might well be justified, at least if the nonquantified benefits are taken into account, and pegged at the higher points in the range.

2. Tiebreakers. Might it be possible to resolve the controversy through some general, background considerations? Where individuals and governments are not sure what to do, they often invoke “second-order” principles, designed to simplify inquire in the event of difficulty.<sup>162</sup> There are several possibilities here.

One solution would be to invoke the “precautionary principle,” which says that reasonable doubts should be resolved in favor of protecting safety, health, and the environment.<sup>163</sup> The precautionary principle has had a significant influence on both national and international environmental policy.<sup>164</sup> It also seems to track private behavior. People purchase smoke alarms and insurance; perhaps regulation of arsenic can be seen as analogous. In the face of scientific uncertainty, why not make an expenditure that might well turn out to avert serious harm?<sup>165</sup> In a catchphrase: Better safe than sorry.<sup>166</sup>

If this point is meant to suggest that significant investments are worthwhile to prevent speculative harms, it is certainly correct. But everything depends on the size of the investment and the speculativeness of the harm. Taken seriously, one problem with the precautionary principle is that it would lead to huge expenditures, exhausting the relevant budget before the menu of options could be thoroughly consulted. Indeed, the precautionary principle would lead to paralysis, because there are risks on all sides of the equation.<sup>167</sup> Recall that many households would be required to spend more than \$300 per year for water; EPA Administrator Whitman has expressed a concern that the increased expenditure will lead many people to use small, local wells, which

---

<sup>162</sup>See Cass R. Sunstein and Edna Ullmann-Margalit, *Second-Order Decisions*, in *Behavioral Law and Economics* 187 (Cass R. Sunstein ed. 2000).

<sup>163</sup>*Protecting Public Health & the Environment : Implementing the Precautionary Principle* (Carolyn Raffensberger 2001).

<sup>164</sup>See *id.*

<sup>165</sup>The point might be supported by the fact that people are generally averse to low-probability, high-risk accounts, and would be willing to pay relatively high amounts so as not to run the relevant risks. See *Choices, Values, and Frames* (Daniel Kahneman ed. 2001).

<sup>166</sup>See Howard Margolis, *Dealing With Risk* (1996), for a critical discussion.

<sup>167</sup>See *Rethinking Risk and the Precautionary Principle* (2000).

have heavily polluted water.<sup>168</sup> In these circumstances, the precautionary principle suggests that new arsenic regulation is undesirable, because it might sacrifice lives. Recall too that expensive regulations can have adverse effects on life and health, and hence that the \$210 million expenditure for arsenic regulation has, as a worst case scenario, significant adverse health effects, with perhaps as many as thirty to forty lives lost.<sup>169</sup> If this is so, the precautionary principle seems to argue against new regulation. It seems clear that precaution, by itself, can be taken argue for no regulation, much regulation, and every point in between. On reflection the idea is entirely unhelpful.

Perhaps a more refined argument is better. For most of the country, the incremental cost of the arsenic regulation is low – less than \$30 per year. If the vast majority of people would receive additional protection at a cost that is high in the aggregate (\$210 million) but low for each affected family, shouldn't government proceed, perhaps with exemptions or subsidies for those who would have to pay more? The argument is not implausible, but it proves too much. In many cases, it would be possible to do some good by asking everyone to pay, say, \$2 per year. Should the EPA ask every family to pay \$2 year, so as to create a \$500 million fund to be used to pay for additional reductions in sulfur dioxide emissions? Carbon monoxide emissions? Benzene emissions? Clean-up of lead paint? Anti-tobacco advertising? Childhood immunizations? Relief of poverty? Because the list of possibilities is endless, it is unhelpful to treat small per-family costs as if they were zero; we do better to ensure that those funds are used for purposes that would do more good than harm. This does not mean that a regulation imposing small per-family costs (say, \$30 per family, for 200 million people) should be treated as identical to a regulation imposing the same aggregate but higher per-family costs (say, \$300 per family, for 20 million people). High per-family costs do raise particular concerns. But a regulation that fails cost-benefit balancing should not be accepted on the ground that each family or person will pay little.

---

<sup>168</sup> “But we have seen instances, particularly in the West and Midwest, where arsenic is naturally occurring at up to 700 and more parts per billion, where the cost of remediation has forced water companies to close, leaving people with no way to get their water, save dig wells. And then they are getting water that’s even worse than what they were getting through the water company.” Interview by Robert Novak & Al Hunt, *CNN* Evans, Novak, Hunt & Shields, Cable News Network, with Christine Todd Whitman, Administrator, U.S. Environmental Protection Agency (Apr. 21, 2001).

<sup>169</sup> See Burnett and Hahn, *supra* note; on the general phenomenon, see Cass R. Sunstein, Health-Health Tradeoffs, in Cass R. Sunstein, *Free Markets and Social Justice* (199).

But another tiebreaker is possible. Perhaps the EPA should refrain from further regulation on the theory that government should not act unless there is a clear demonstration that it is desirable, all things considered. Perhaps we should adopt a presumption against regulatory controls unless the CBA shows that they are justified, or unless there are special reasons – perhaps distributional in character – that support them. Perhaps the government should not require costly expenditures here, in view of the fact that the same expenditures might be used for other goals, such as crime reduction and automobile safety, where they could do more good.<sup>170</sup>

The problem is that the same kind of argument could have been used against a wide range of environmental regulations, even though those regulations have, on balance, been vindicated by history.<sup>171</sup> In the context of air quality regulation, a contemporaneous assessment of costs and benefits would, in many cases, have given rise to the same kind of uncertainty found here. Note that this is not to suggest that in such cases, the costs would have been found to outweigh the benefits. The problem is instead that the most that could have been done was to identify a “benefits range” leaving a great deal of uncertainty about what to do. If the past is any guide, it suggests that inaction, in such circumstances, would be a foolish course.

3. Between the poles? While no particular approach would be obviously best, or obviously unreasonable, the more reasonable approaches would appear to be between the poles. On the existing numbers, the 3 ppb standard seems hard to justify. No data supports the view that there would be significant health gains from moving from a 10 ppb ceiling to one of 3 ppb. In view of the significant expense of the restriction, 10 ppb seems better. At the same time, the data do raise questions about the existence of significant risks at the 50 ppb level. A new regulation might be seen as a kind of insurance policy, one without an enormous price tag. A choice between the 50 and 3 ppb ceiling would seem to be best – especially if it would be possible to relieve the high burdens imposed on some households.

This last point raises a more general one, overlooked thus far: The EPA’s menu of alternatives has been relatively narrow, and has lacked much creativity.

---

<sup>170</sup> Cf. Stephen Breyer, *Breaking the Vicious Circle* (1993) (arguing for better priority-setting).

<sup>171</sup> Paul Portnoy, *Air Pollution Policy*, in *Public Policies for Environmental Protection* 77, 101–5 (Paul Portnoy and Robert Stavins eds 2000).

The EPA discussed four different permissible exposure levels, without thinking more imaginatively about how to minimize the costs of arsenic regulation. The blame for the narrow focus lies not with EPA, but with Congress. I now discuss several other approaches, designed to show more flexibility toward those burdened by drinking water regulation.

### **B. Arsenic Targeting and Arsenic Waiving**

A possible approach would involve “targeting,” that is, imposing regulation on water systems when the cost-benefit ratio is especially good. Recall that for much of the country, the cost of compliance with the 10 ppb standard is quite low. On plausible (which is not to say certainly correct) assumptions, the cost-benefit ratio, for those systems, is adequate to justify the regulation. These points suggest a simple alternative: Impose a targeted rule, with a sliding scale of regulations, ensuring that the cost-benefit ratio supports the outcome in each area. Where, for example, the annual cost of regulation is less than \$50 per household, government might impose a 5 ppb standard; where the annual cost is less than \$150, it might impose a 10 ppb standard; where it is less than \$350, it might impose a 20 ppb standard.

An approach of this kind would undoubtedly be controversial. Critics would ask: Why should people in some parts of the country be subject to more arsenic in their drinking water than others? The question might seem especially difficult to answer if, as seems likely, many of those subject to the more lenient standard would be relatively poor. Why should poor people, and especially poor children, face levels of arsenic found unacceptably dangerous in other parts of the country? But these questions have more rhetorical force than they deserve. If acceptable levels of risk are a function of both cost and benefit, it makes perfect sense to say that such levels will vary depending on the costs and benefits of controls in different localities. In some areas of the country, it will be worthwhile to “purchase” an additional increment of safety; in other areas, it will not be.

This point seems sufficient to suggest that EPA should have the authority to impose national standards that are not uniform. But the SWDA forbids any such nonuniform standards. In keeping with its cost-benefit focus, the statute should be amended so as to allow EPA greater flexibility.

If EPA cannot adopt a targeted regulation, might it allow waivers for areas in which the benefits do not justify the costs? Once the data are disaggregated, it seems reasonable to consider the following option: Adopt the 10 ppb regulation

for most water systems, where the per-family cost of compliance is low; but offer a variance for water systems where the per-family cost is high. In fact this approach would be quite close to one involving targeted regulation. The SDWA does allow waivers, but only for short periods of time, and hence waivers are a less satisfactory outcome than targeting.

### **C. Arsenic Markets**

In all of contemporary environmental law, some of the most dramatic developments have involved the rise of market instruments for pollution control. These instruments take many forms, but among the most popular are “cap and trade” systems, in which the total level of emissions is capped at a certain level, and polluters are allowed to trade licenses, so long as the cap is respected.<sup>172</sup> A chief advantage of cap and trade systems is that they ensure the lowest-cost means of achieving regulatory goals. Those who can eliminate pollution cheaply will do exactly that. Those for whom reductions are expensive will purchase additional permits.

Why not create a system of tradable emissions rights, involving the right to subject people to arsenic? The idea might well seem macabre. But if so, the reason is likely to be a belief that arsenic is a poison, seriously dangerous at any level. This is a form of intuitive toxicology. If we suppose that within the range under discussion (say, 3 ppb to 20 ppb), dangerously high exposure levels will not occur, and the issue is one of appropriate degrees of safety, we could easily imagine a cap and trade system. Government could create an overall cap on arsenic, and give licenses to subject people to (say) 15 ppb, but also allow trading, so that companies that can reduce at low cost will do so, whereas those that can do so at only high cost will stay at 15 ppb or perhaps buy licenses to subject people to higher levels. Because of the familiar “hot spots” problem, government would, under this regime, take steps to ensure that no one is subjected to unacceptably high levels – say, 25 ppm or higher.

As compared with a system of national command-and-control, it is likely that a system of this kind would produce much lower costs. Indeed, a system of tradable rights would likely spur considerable innovation in arsenic control technology. To evaluate it, we would want to know the aggregate cost of the system, and also compare the likely benefits to those that would be enjoyed under the alternatives. It is not unimaginable that properly designed, a cap-and-

---

<sup>172</sup>For an excellent discussion, see A. Denny Ellerman et al., *Markets for Clean Air* (2000).

trade system would produce both lower costs and higher benefits than the command-and-control alternative. Note in this regard that the Clinton Administration proposed a 10 ppb ceiling, to be applied nationally, but that a cap-and-trade system might ensure that in much of the country, people would have levels well below 10 ppb.

As compared with a system of arsenic targeting, the chief advantage of a cap-and-trade system is that it imposes less of an informational demand on the government, allowing the market, rather than EPA, to ascertain the costs of arsenic reduction. Under arsenic targeting, the EPA would have to decide, in every area of the country, the real costs of reduction to various points – a difficult determination for which error is inevitable. Under cap-and-trade, those with low costs will trade their licenses, whereas those with high costs will attempt to acquire more in the way of arsenic rights. Of course the same objections that might be made to arsenic targeting might be made to a system of cap-and-trade. Perhaps poor people will be subject to unusually high arsenic levels. But if these objections are not convincing there, they are also unconvincing in this context.

Under SDWA, however, the EPA lacks the authority to implement a trading system for arsenic. This is a serious gap. The statute should be amended to allow the EPA to permit trading if the evidence justifies that step. Of course trading should not be allowed to create what are, under existing science, unacceptable “hot spots.”

#### **D. Arsenic Reduction Subsidies**

It has been suggested that the EPA should impose a stringent regulation of arsenic, but that the federal government should subsidize communities for which the annual cost is high. Of course the EPA cannot offer subsidies on its own. But perhaps Congress should do so. In fact Congress has made federal financial assistance available for water systems, and while the relevant programs contain a degree of discretion, it is certainly possible for financially strapped water systems to receive federal help.<sup>173</sup>

Recall that the total cost of the 10 ppb regulation would be about \$210 million each year. To say the least, this would not be a large sum in the federal budget. If the federal government restricted itself to paying the cost of

---

<sup>173</sup>66 Fed. Reg. at 6992.



compliance in areas in which the annual per-household cost exceeds \$100, its total taxpayer bill would be about \$10 million – hardly a large sum to pay.

Clearly this would not be a foolish approach to the arsenic problem. The difficulty is that we do not know, from the numbers, whether this is the best way to spend limited taxpayer dollars. Suppose that the risks that the regulation is reducing are quite small, so that the regulation will save somewhere between 0 and 0.5 lives. Is it really worthwhile to spend \$10 million to save between 0 and 0.5 lives? Many government programs are designed to decrease risks to life and health; some of those programs attempt to reduce violent crime. Perhaps the \$10 million would be better spent on those programs. Now it would be possible to say that as a practical matter, any \$10 million subsidy is more likely to come from some other, less valuable use, and that by using it to protect people against the health hazards of arsenic, we would not really be diverting resources from a more valuable use. Among the universe of imaginable government expenditures, a \$10 million subsidy is hardly the worst. But in light of existing data, we cannot be sure that it is the best. The same considerations that justify cost-benefit balancing in the first place suggest that the hard issues cannot be avoided by arguing for an across-the-board 10 ppb standard, accompanied by a federal subsidy for those who face a difficult financial burden.

### **E. Arsenic Disclosure**

An alternative possibility would be to rely less on regulation and more on information. In many domains of regulatory policy, government has moved to replace command-and-control with efforts to require companies to disclose their activities, and relevant risks, to the public.<sup>174</sup> In the context at hand, the suggestion would be simple: Require companies to meet some statutory requirement, so that people are not exposed to clear harm (30 ppb?), but beyond that point, require companies to disclose the level of arsenic in their drinking water, perhaps with information that would put the numbers into some context. Perhaps the disclosure requirement would not apply if companies reached some low level (10 ppb?). We could thus imagine a kind of three-tiered rule, with a flat mandates, a disclosure requirement for a certain range, and a “floor” below which companies would have no disclosure duties.

---

<sup>174</sup>For overviews, see Bradley Karkkainen, *Information As Environmental Regulation*, 89 *Georgetown L. J.* 257 (2001); Cass R. Sunstein, *Informational Regulation and Informational Standing*, 147 *U. Pa. L. Rev.* 613 (1999).

For arsenic, this strategy would have both advantages and disadvantages. One advantage is that it could spur companies to reduce arsenic levels on their own, without governmental requirements.<sup>175</sup> For companies who chose that route, it is likely that the reductions would not be terribly expensive. Public pressure might produce low-cost reductions in some areas, while also allowing companies to maintain certain levels of arsenic if the public, in those areas, was not so concerned in light of the mix of health benefits and water costs. In this way, disclosure might even produce a kind of “drinking water federalism.” Another advantage of disclosure is that it might perform an important educative role, ensuring that people will learn that some carcinogenic substances are not especially dangerous and also alerting people to the need for tradeoffs (in the form of a higher water bill).

But there are pitfalls as well. We have seen that the very idea of arsenic in drinking water seems to cause serious public alarm, in part because of the operation of intuitive toxicology. For a certain percentage of the population, disclosure of arsenic would itself signal reason for concern, and perhaps produce excessive fear, even panic. Many people might ask why, exactly, companies are disclosing this fact, and whether disclosure means that they are, in some sense, being poisoned. The point suggests that sometimes disclosure will not really inform people, because their background beliefs will lead them to read the information badly. The question remains whether it is possible to give some contextual information, so that people have an accurate sense of what the disclosure actually means. In this context, we should probably be skeptical of the likelihood that the contextual information would really help.

As a legal matter, the issue is simple, for EPA has no authority to use information disclosure as a substitute for regulation. In the particular context of the SWDA, Congress’ choice for regulatory mandates may even make sense. But in the future, it would be useful to allow agencies to experiment in this vein, to see if disclosure will, in some cases, do more good than alternative approaches.

## **F. The Missing Question: Distributional Issues**

There is one significant gap in the discussion thus far: A full account of the distributional effects of different arsenic regulations. To have an adequate sense of whether and how to proceed, it would be most valuable to match the

---

<sup>175</sup>See Bradley Karkkainen, Information As Environmental Regulation, 89 Georgetown L. J. 257 (2001).

assessment of the range of costs of the rule with an account of the income and wealth of those who will be subject to those costs. If, for example, those who would bear \$300 or more in increased annual costs are also disproportionately poor, there is good reason for government to hesitate before imposing the regulation. It is easy to imagine a situation in which water quality regulation is “regressive,” in the sense that its costs come down especially hard on poor people. Now that is not a decisive objection to the regulation. But it is certainly an important point to consider. A statistical analysis, conducted on the basis of easily available data for this Article, suggests that in some states, the substantial increases in water bills would indeed be born by people whose median income is significantly below the state average.<sup>176</sup>

Of course it would be easy to imagine the following sort of rejoinder: Shouldn't poor people have water that is as safe as that of rich people? Why should poor people, including poor children, have water quality inferior to that enjoyed by rich people? The simplest answer is that safety is a matter of degree, and if safer water quality is very expensive, then poor people are better off without it than with it. Cars should certainly be safe, but rich people are more likely than poor people to buy Volvos. It would not be a good idea for the government to force poor people to buy Volvos, and the reason is that if you are poor, you might reasonably use what money you have on something other than adding an additional margin of safety to your car. Perhaps you will use that money on food, or medical care, or shelter. The same is true for water quality. If the consequence of decreasing (small) risks is significantly to decrease family income for poor people, then it is perfectly legitimate for the government to refuse to act. Of course it is possible that the benefits of environmental regulation will be enjoyed disproportionately by poor people, and that they will bear disproportionately few of the costs.

The more general suggestion is that whenever an agency is producing a regulatory impact analysis, it should attempt a distributional analysis as well. It is important to know who will bear both the benefits and the burdens of regulation. A recent study shows, for example, that the benefits of pollution control in California have consisted, disproportionately, of poor people and

---

<sup>176</sup>In California, for example, the median income is about \$40,000, while the \$300 annual increases in water bills would affect families whose median income is about \$35,500; in Illinois, the median income is about \$41,000, while the \$300 annual increases would affect families with median incomes of about \$38,000.

minority group members.<sup>177</sup> It would be extremely desirable to assemble similar information for drinking water regulation.

## **Conclusion**

My aim in this Article has been to cast light on the actual practice of CBA, by considering the EPA's most highly publicized decision under the federal statute that most explicitly calls for that form of analysis. The basic message is that even when there is a considerable amount of scientific data, it is possible that CBA will only identify a range, and often a wide range at that. With plausible assumptions, the nonmonetized health benefits of new controls on arsenic in drinking water can be made to seem very small or very large. Once the health benefits are monetized, the range becomes larger still, making it extremely difficult to compare costs against benefits.

It would be possible to take this demonstration as an attack on CBA, on the ground that a specification of benefits and costs tells us little that we did not know before.<sup>178</sup> And if CBA is justified as a way of actually producing decisions in hard cases, CBA has indeed been criticized by the analysis here. But this would be the wrong lesson. As a substitute for intuitive toxicology, and for the crudeness of the affect heuristic, an effort to trace both costs and benefits can inform inquiry, making decisions less of a stab in the dark. This is a substantial gain. Once the range is specified, a judgment of value, and not of fact, will be involved in the ultimate decision whether or not to proceed. But the judgment of value will be easier to identify once we know what we know and what we do not know. A real virtue of CBA is that it helps to explain exactly why the choice of regulation, in the case of arsenic, is genuinely difficult. In this way CBA is a large improvement over the "intuitive toxicology" seen in the public reaction to the decision of the Bush Administration.

I have also attempted to provide a kind of lawyer's primer on the law of CBA, showing how future cases might be litigated. There is no question that courts will eventually be asked to assess the kinds of questions raised in this Article.<sup>179</sup> Lawyers can drive predicted benefits up or down by manipulating the dose-response curve, by raising epidemiological questions, by challenging the

---

<sup>177</sup>See Matthew E. Kahn., *The Beneficiaries of Clean Air Act Regulation*, 24 *Regulation* 22 (2001), available at [http://papers.ssrn.com/sol3/papers.cfm?abstract\\_id=267073](http://papers.ssrn.com/sol3/papers.cfm?abstract_id=267073).

<sup>178</sup>This is one reading of Heinzerling, *supra* note 9.

<sup>179</sup>See, e.g., *Corrosion Proof Fittings v. EPA*, 947 F.2d 1201 (5<sup>th</sup> Cir. 1991).

discount rate, by asking about the voluntariness and controllability of the risk, and by quantifying difficult-to-quantify risks. We could easily imagine a dozen kinds of opinions, invalidating a 10 ppb standard as too stringent; we could easily imagine the same number of opinions, invalidating that standard as too lenient. Indeed, we could easily imagine an emerging set of doctrines in which courts produce a kind of common law of CBA. In view of the complexity of the underlying questions, many diverse views would undoubtedly be expressed by federal courts. I have urged that things would be simplified, and generally better, if courts maintained a posture of deference, rejecting agency views only in cases in which those views are patently unreasonable. There is indeed an emerging common law of cost-benefit analysis,<sup>180</sup> but thus far it is being generated by agencies rather than courts. This is entirely proper.

I have also discussed the underlying policy issues. EPA could make many reasonable decisions here, and in the range below 50 ppb and above 5 ppb, there is no obviously correct choice. But my principal claims have involved broadening the agencies' viewscreen. First, agencies should have the flexibility to produce variable standards, targeting regulation to areas where it would survive cost-benefit balancing, and also adopting economic incentives to ensure low-cost solutions. Second, agencies should be required to identify the winners and losers produced by regulation—to show where poor people, or rich people, are disproportionate losers or gainers. A distributional analysis should not be taken as conclusive, but it will help to inform analysis. An effort to increase agency flexibility, and also to identify both winners and losers, would be natural steps, not toward placing regulatory judgments in an arithmetic straightjacket, but toward ensuring that when government acts, it does so in a way that is informed by a full account of the consequences.

---

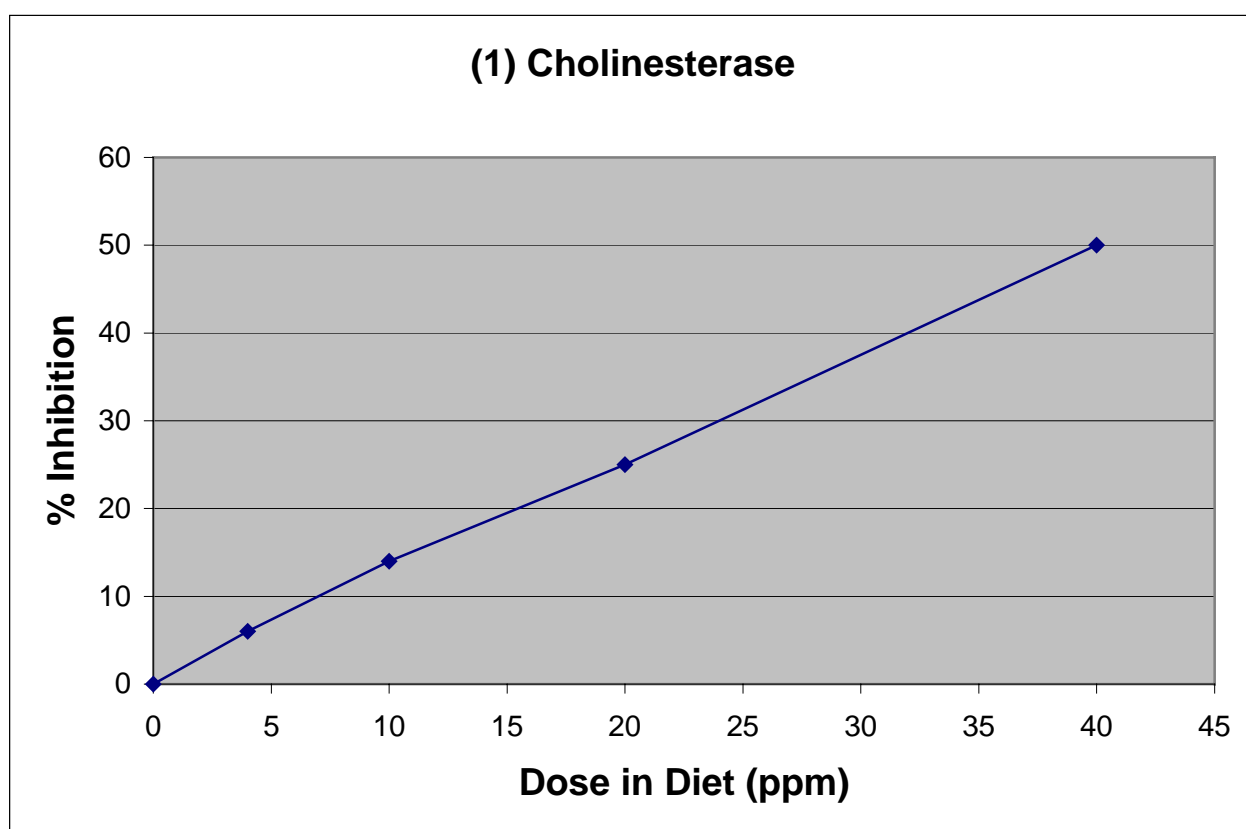
<sup>180</sup> See Adler & Posner *supra* note 6.

## APPENDIX

### DOSE-RESPONSE CURVES

To evaluate risks associated with toxic substances, and to undertake cost-benefit analysis, it is often important to have a sense of the dose-response curve. For arsenic, clear evidence is absent. This appendix offer a sense of the possibilities.

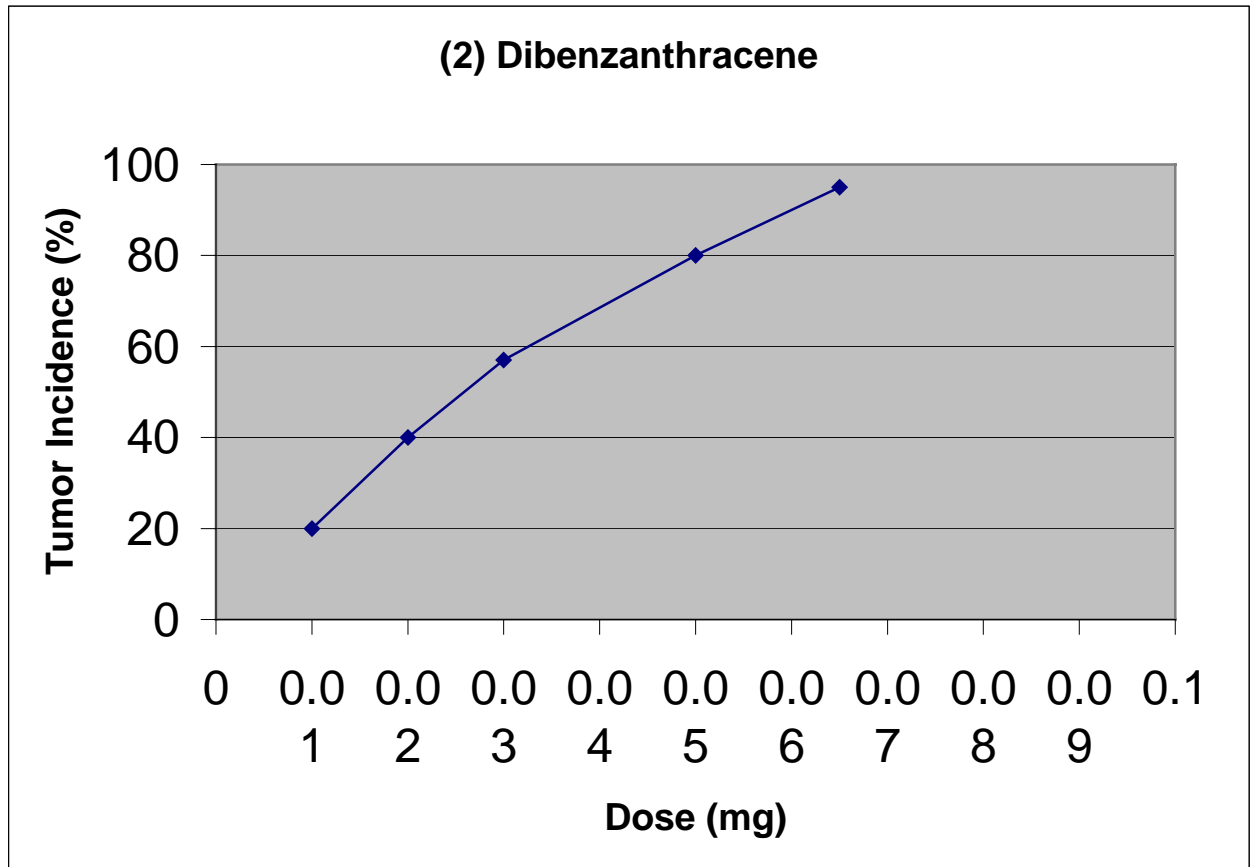
#### (A) Linear Relationships



S.D. Murphy & K.L. Cheever, *Effects of Feeding Insecticides: Inhibition of Carboxylesterase and Cholinesterase Activities in Rats*, 17 *Arch. Environ. Health*, 749 (1968), reprinted in Casarett and Doull's *Toxicology: The Basic Science of Poisons* 19, fig.2-2 (Mary O. Amdur et. al, eds., Pergamon Press 4th ed. 1991).

The dose-response curve can have a variety of shapes, including (a) linear, where response increases proportionally with dose. Figure (1) displays the linear

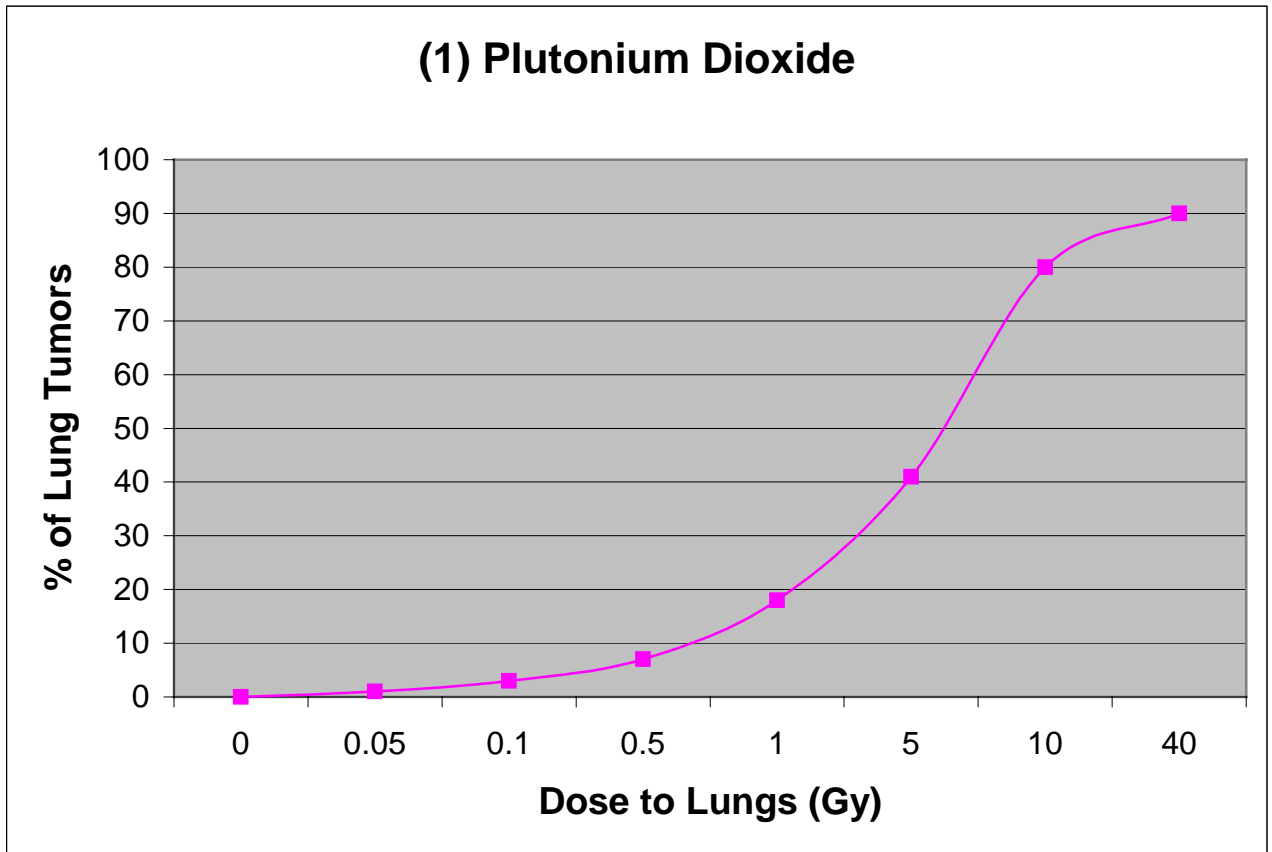
relationship between dietary dose of organophosphate insecticide dioxathion and inhibition of the enzyme cholinesterase in rats.



Casarett and Doull's Toxicology: The Basic Science of Poisons 23, fig.2-5 (Mary O. Amdur et. al, eds., Pergamon Press 4th ed. 1991), modified from W.R. Bryan & M.B. Shimkin, Quantitative Analysis of Dose-Response Data Obtained with Three Carcinogenic Hydrocarbons in Strain C3H Male Mice, 3 J. of Natl. Cancer Inst. 503 (1943).

Figure (2) demonstrates another linear relationship, this one between subcutaneous administration of carcinogenic hydrocarbon dibenzanthracene and tumor incidence in mice.

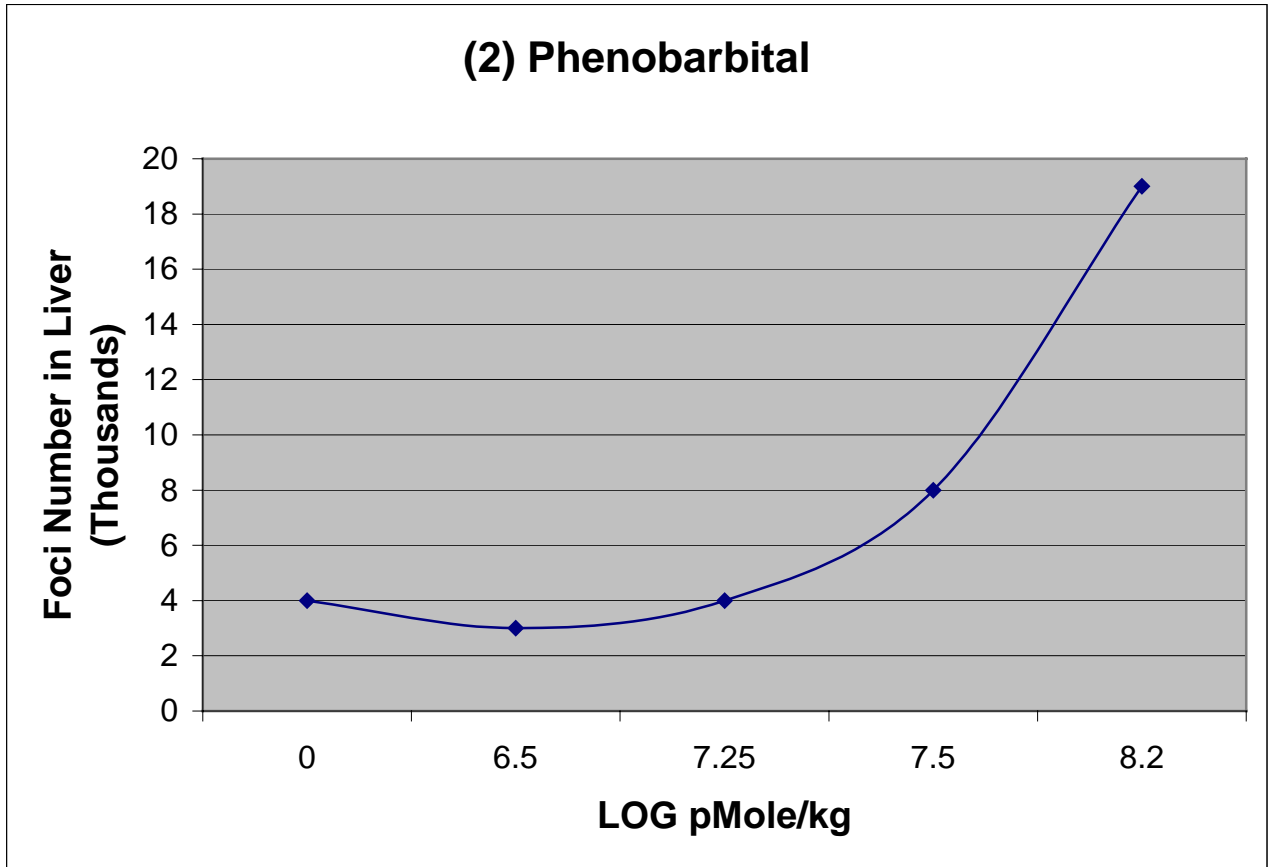
**(B) Sublinear Relationships**



C.L. Sanders & D.L. Lundgren, Pulmonary Carcinogenesis in the F344 and Wistar Rat after Inhalation of Plutonium Dioxide, 144 *Radiation Res.* 206, 212 (1995).

Chemicals such as benzene, radon, and formaldehyde exhibit (b) sublinear dose-response relationships, where elicited responses are less than proportional. Figure (1) displays a sublinear relationship for primary pulmonary (lung) tumors in rats following exposure to plutonium dioxide.

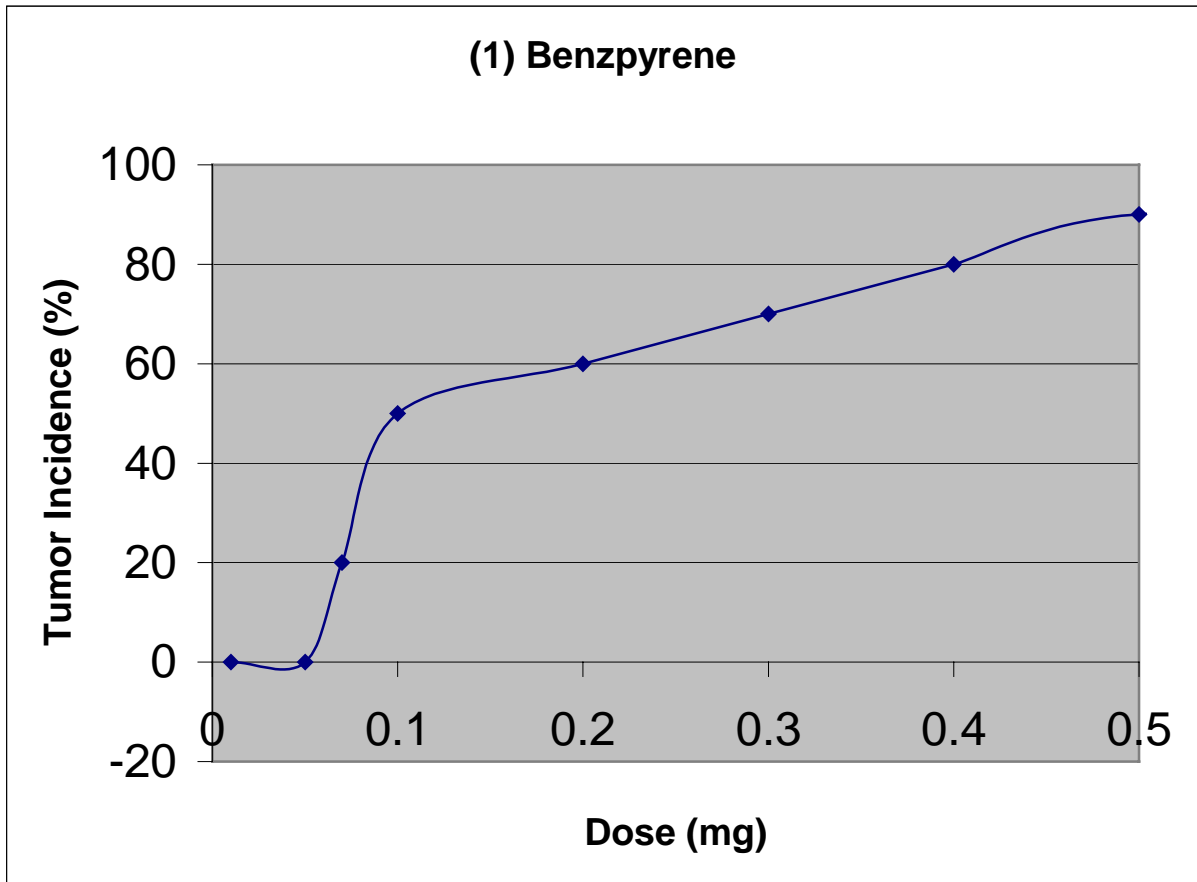




Kirk T. Kitchin et al., Dose-Response Relationship in Multistage Carcinogenesis: Promoters, 102 (Suppl. 1) *Env. Health Persp.* 255, 257 (1994).

Figure (2) exhibits a sublinear dose-response relationship between the number of female rat liver foci (a precursor to cancer) and the log dose of phenobarbital expressed as picomole per kilogram.

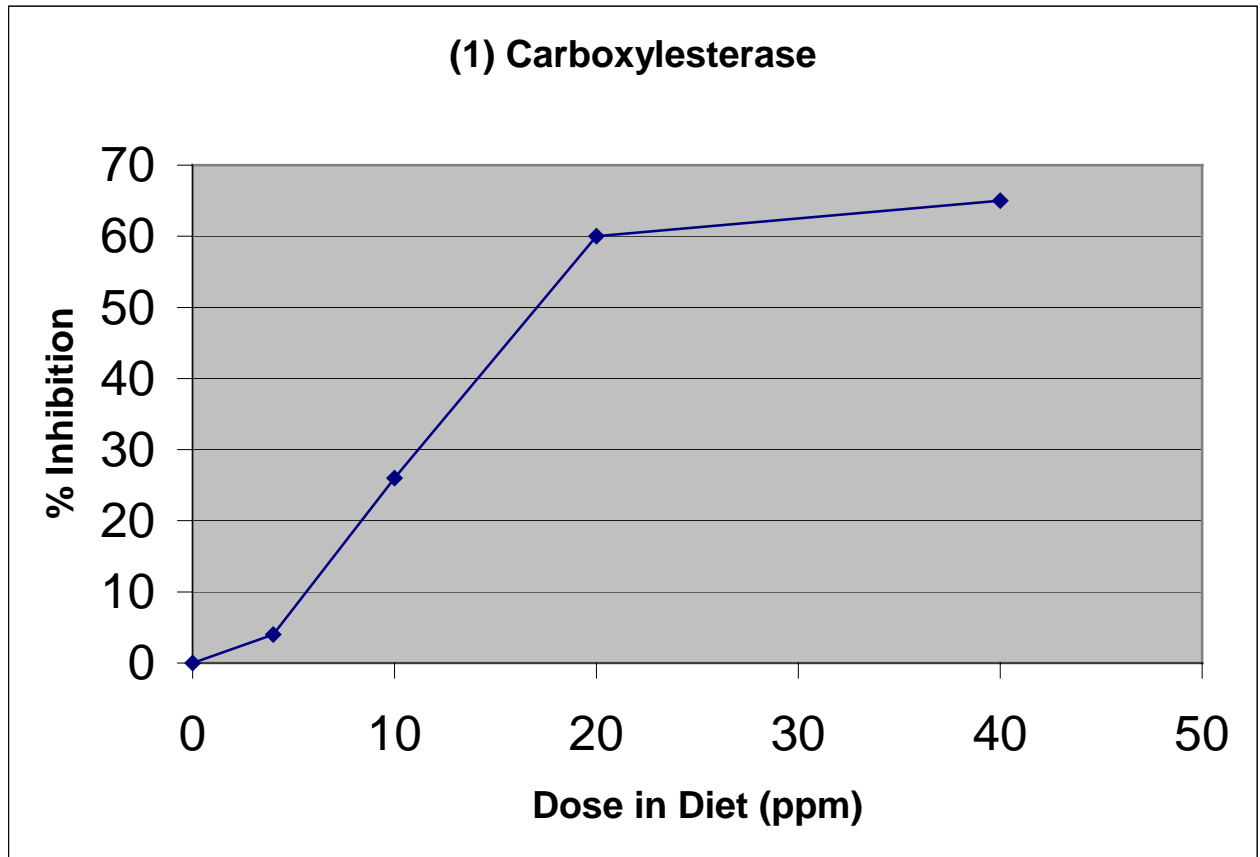
**(C) Threshold Relationships**



Casarett and Doull's Toxicology: The Basic Science of Poisons 23, fig.2-5 (Mary O. Amdur et. al, eds., Pergamon Press 4th ed. 1991), modified from W.R. Bryan & M.B. Shimkin, Quantitative Analysis of Dose-Response Data Obtained with Three Carcinogenic Hydrocarbons in Strain C3H Male Mice, 3 *J. of Natl. Cancer Inst.*, 503 (1943).

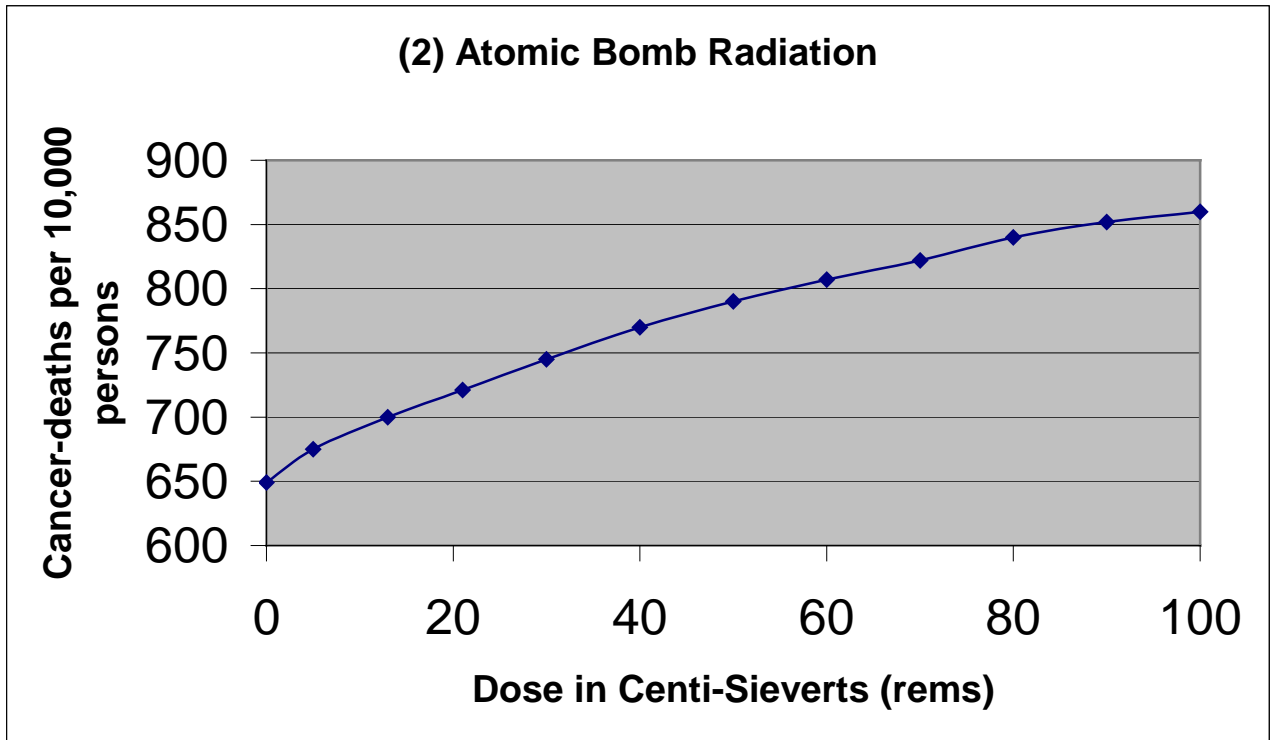
Some chemicals produce no adverse effects below a certain level, resulting in a (c) threshold curve. Threshold-model agents include dioxins and chrysotile asbestos; in addition, nongenotoxic carcinogens are generally assumed to have threshold doses. Figure (1) demonstrates a threshold for the carcinogenic hydrocarbon benzpyrene causing sarcomas in mice.

**(D) Supralinear Relationships**



S.D. Murphy & K.L. Cheever, Effects of Feeding Insecticides: Inhibition of Carboxylesterase and Cholinesterase Activities in Rats, 17 Arch. Environ. Health, 749 (1968), reprinted in Casarett and Doull's Toxicology: The Basic Science of Poisons 19, fig.2-2 (Mary O. Amdur et. al, eds., Pergamon Press 4th ed. 1991).

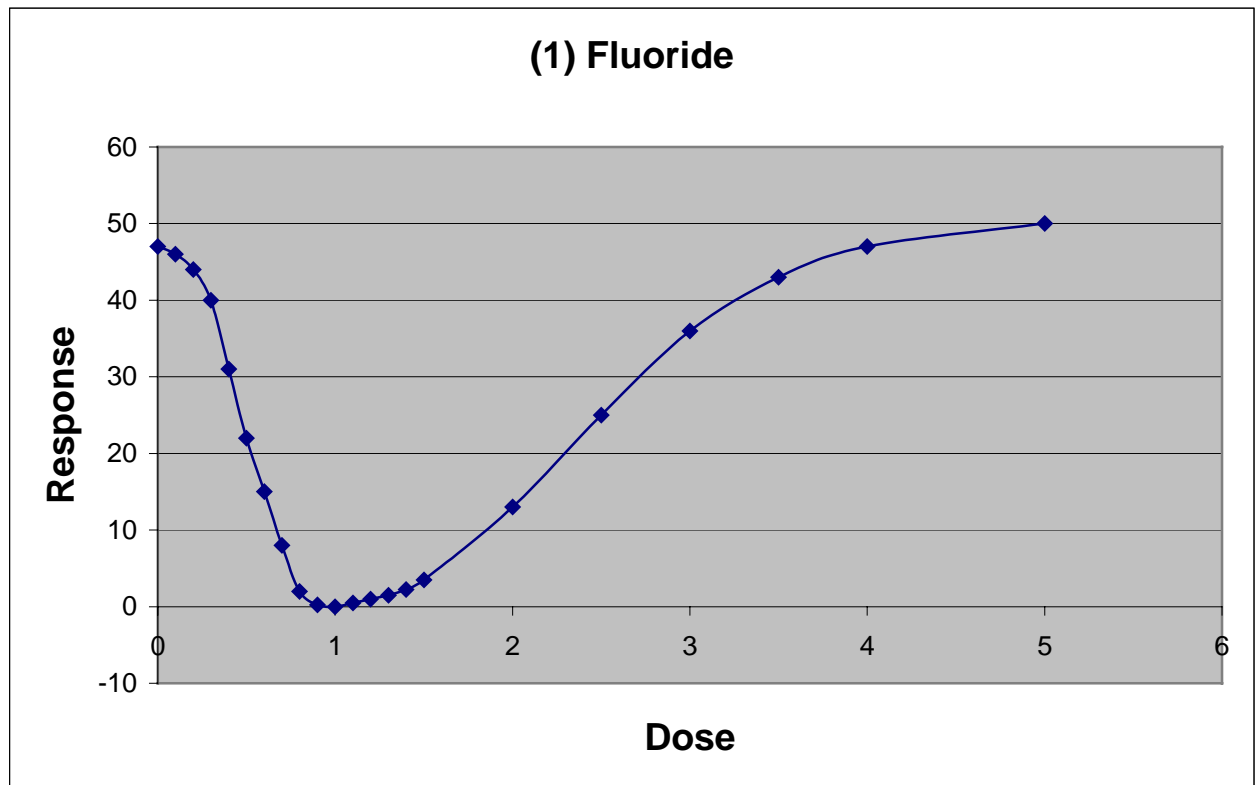
Dose-response relationships exceeding proportionality, such as vinyl chloride, are (d) supralinear. Figure (1) demonstrates a supralinear curve for the inhibition of carboxylesterase enzyme activities in rats as a function of insecticide dioxathion dose.



John W. Gofman, Radiation-Induced Cancer from Low-Dose Exposure, fig.14A, 14F (1990), available at <http://www.ratical.org/radation/CNR/RIC/chp14F.html#fig14e>.

The slight concave-upward pattern in Figure (2) demonstrates a weaker supralinear relationship between exposure to radiation via an atomic bomb and cancer deaths per 10,000 people.

**(E) U-Shaped Relationships**



Gordon A. Fox, EVR 2001: Risk and Toxicity 9-10, fig.2 (2000), available at [chuma.cas.usf.edu/~gfox/EVR2001/risk\\_and\\_toxicity.pdf](http://chuma.cas.usf.edu/~gfox/EVR2001/risk_and_toxicity.pdf).

*Hermatic* chemicals such as essential nutrients and vitamins exhibit beneficial effects at low doses, coupled with toxic effects at high doses, resulting in an (e) u-shaped curve. The dose-response relationship of fluoride, which exerts positive effects at lower doses but is toxic at high doses, is outlined in Figure (1).

Readers with comments should address them to:

Cass R. Sunstein  
University of Chicago Law School  
1111 East 60th Street  
Chicago, IL 60637  
773.702.9498  
csunstei@midway.uchicago.edu

Chicago Working Papers in Law and Economics  
(Second Series)

1. William M. Landes, Copyright Protection of Letters, Diaries and Other Unpublished Works: An Economic Approach (July 1991).
2. Richard A. Epstein, The Path to *The T. J. Hooper*: The Theory and History of Custom in the Law of Tort (August 1991).
3. Cass R. Sunstein, On Property and Constitutionalism (September 1991).
4. Richard A. Posner, Blackmail, Privacy, and Freedom of Contract (February 1992).
5. Randal C. Picker, Security Interests, Misbehavior, and Common Pools (February 1992).
6. Tomas J. Philipson & Richard A. Posner, Optimal Regulation of AIDS (April 1992).
7. Douglas G. Baird, Revisiting Auctions in Chapter 11 (April 1992).
8. William M. Landes, Sequential versus Unitary Trials: An Economic Analysis (July 1992).
9. William M. Landes & Richard A. Posner, The Influence of Economics on Law: A Quantitative Study (August 1992).
10. Alan O. Sykes, The Welfare Economics of Immigration Law: A Theoretical Survey With An Analysis of U.S. Policy (September 1992).
11. Douglas G. Baird, 1992 Katz Lecture: Reconstructing Contracts (November 1992).
12. Gary S. Becker, The Economic Way of Looking at Life (January 1993).
13. J. Mark Ramseyer, Credibly Committing to Efficiency Wages: Cotton Spinning Cartels in Imperial Japan (March 1993).
14. Cass R. Sunstein, Endogenous Preferences, Environmental Law (April 1993).
15. Richard A. Posner, What Do Judges and Justices Maximize? (The Same Thing Everyone Else Does) (April 1993).
16. Lucian Arye Bebchuk and Randal C. Picker, Bankruptcy Rules, Managerial Entrenchment, and Firm-Specific Human Capital (August 1993).
17. J. Mark Ramseyer, Explicit Reasons for Implicit Contracts: The Legal Logic to the Japanese Main Bank System (August 1993).
18. William M. Landes and Richard A. Posner, The Economics of Anticipatory Adjudication (September 1993).
19. Kenneth W. Dam, The Economic Underpinnings of Patent Law (September 1993).
20. Alan O. Sykes, An Introduction to Regression Analysis (October 1993).
21. Richard A. Epstein, The Ubiquity of the Benefit Principle (March 1994).
22. Randal C. Picker, An Introduction to Game Theory and the Law (June 1994).
23. William M. Landes, Counterclaims: An Economic Analysis (June 1994).
24. J. Mark Ramseyer, The Market for Children: Evidence from Early Modern Japan (August 1994).
25. Robert H. Gertner and Geoffrey P. Miller, Settlement Escrows (August 1994).
26. Kenneth W. Dam, Some Economic Considerations in the Intellectual Property Protection of Software (August 1994).
27. Cass R. Sunstein, Rules and Rulelessness, (October 1994).

28. David Friedman, More Justice for Less Money: A Step Beyond *Cimino* (December 1994).
29. Daniel Shaviro, Budget Deficits and the Intergenerational Distribution of Lifetime Consumption (January 1995).
30. Douglas G. Baird, The Law and Economics of Contract Damages (February 1995).
31. Daniel Kessler, Thomas Meites, and Geoffrey P. Miller, Explaining Deviations from the Fifty Percent Rule: A Multimodal Approach to the Selection of Cases for Litigation (March 1995).
32. Geoffrey P. Miller, Das Kapital: Solvency Regulation of the American Business Enterprise (April 1995).
33. Richard Craswell, Freedom of Contract (August 1995).
34. J. Mark Ramseyer, Public Choice (November 1995).
35. Kenneth W. Dam, Intellectual Property in an Age of Software and Biotechnology (November 1995).
36. Cass R. Sunstein, Social Norms and Social Roles (January 1996).
37. J. Mark Ramseyer and Eric B. Rasmusen, Judicial Independence in Civil Law Regimes: Econometrics from Japan (January 1996).
38. Richard A. Epstein, Transaction Costs and Property Rights: Or Do Good Fences Make Good Neighbors? (March 1996).
39. Cass R. Sunstein, The Cost-Benefit State (May 1996).
40. William M. Landes and Richard A. Posner, The Economics of Legal Disputes Over the Ownership of Works of Art and Other Collectibles (July 1996).
41. John R. Lott, Jr. and David B. Mustard, Crime, Deterrence, and Right-to-Carry Concealed Handguns (August 1996).
42. Cass R. Sunstein, Health-Health Tradeoffs (September 1996).
43. G. Baird, The Hidden Virtues of Chapter 11: An Overview of the Law and Economics of Financially Distressed Firms (March 1997).
44. Richard A. Posner, Community, Wealth, and Equality (March 1997).
45. William M. Landes, The Art of Law and Economics: An Autobiographical Essay (March 1997).
46. Cass R. Sunstein, Behavioral Analysis of Law (April 1997).
47. John R. Lott, Jr. and Kermit Daniel, Term Limits and Electoral Competitiveness: Evidence from California's State Legislative Races (May 1997).
48. Randal C. Picker, Simple Games in a Complex World: A Generative Approach to the Adoption of Norms (June 1997).
49. Richard A. Epstein, Contracts Small and Contracts Large: Contract Law through the Lens of Laissez-Faire (August 1997).
50. Cass R. Sunstein, Daniel Kahneman, and David Schkade, Assessing Punitive Damages (with Notes on Cognition and Valuation in Law) (December 1997).
51. William M. Landes, Lawrence Lessig, and Michael E. Solimine, Judicial Influence: A Citation Analysis of Federal Courts of Appeals Judges (January 1998).
52. John R. Lott, Jr., A Simple Explanation for Why Campaign Expenditures are Increasing: The Government is Getting Bigger (February 1998).



53. Richard A. Posner, *Values and Consequences: An Introduction to Economic Analysis of Law* (March 1998).
54. Denise DiPasquale and Edward L. Glaeser, *Incentives and Social Capital: Are Homeowners Better Citizens?* (April 1998).
55. Christine Jolls, Cass R. Sunstein, and Richard Thaler, *A Behavioral Approach to Law and Economics* (May 1998).
56. John R. Lott, Jr., *Does a Helping Hand Put Others At Risk?: Affirmative Action, Police Departments, and Crime* (May 1998).
57. Cass R. Sunstein and Edna Ullmann-Margalit, *Second-Order Decisions* (June 1998).
58. Jonathan M. Karpoff and John R. Lott, Jr., *Punitive Damages: Their Determinants, Effects on Firm Value, and the Impact of Supreme Court and Congressional Attempts to Limit Awards* (July 1998).
59. Kenneth W. Dam, *Self-Help in the Digital Jungle* (August 1998).
60. John R. Lott, Jr., *How Dramatically Did Women's Suffrage Change the Size and Scope of Government?* (September 1998)
61. Kevin A. Kordana and Eric A. Posner, *A Positive Theory of Chapter 11* (October 1998)
62. David A. Weisbach, *Line Drawing, Doctrine, and Efficiency in the Tax Law* (November 1998)
63. Jack L. Goldsmith and Eric A. Posner, *A Theory of Customary International Law* (November 1998)
64. John R. Lott, Jr., *Public Schooling, Indoctrination, and Totalitarianism* (December 1998)
65. Cass R. Sunstein, *Private Broadcasters and the Public Interest: Notes Toward A "Third Way"* (January 1999)
66. Richard A. Posner, *An Economic Approach to the Law of Evidence* (February 1999)
67. Yannis Bakos, Erik Brynjolfsson, Douglas Lichtman, *Shared Information Goods* (February 1999)
68. Kenneth W. Dam, *Intellectual Property and the Academic Enterprise* (February 1999)
69. Gertrud M. Fremling and Richard A. Posner, *Status Signaling and the Law, with Particular Application to Sexual Harassment* (March 1999)
70. Cass R. Sunstein, *Must Formalism Be Defended Empirically?* (March 1999)
71. Jonathan M. Karpoff, John R. Lott, Jr., and Graeme Rankine, *Environmental Violations, Legal Penalties, and Reputation Costs* (March 1999)
72. Matthew D. Adler and Eric A. Posner, *Rethinking Cost-Benefit Analysis* (April 1999)
73. John R. Lott, Jr. and William M. Landes, *Multiple Victim Public Shooting, Bombings, and Right-to-Carry Concealed Handgun Laws: Contrasting Private and Public Law Enforcement* (April 1999)

74. Lisa Bernstein, The Questionable Empirical Basis of Article 2's Incorporation Strategy: A Preliminary Study (May 1999)
75. Richard A. Epstein, Deconstructing Privacy: and Putting It Back Together Again (May 1999)
76. William M. Landes, Winning the Art Lottery: The Economic Returns to the Ganz Collection (May 1999)
77. Cass R. Sunstein, David Schkade, and Daniel Kahneman, Do People Want Optimal Deterrence? (June 1999)
78. Tomas J. Philipson and Richard A. Posner, The Long-Run Growth in Obesity as a Function of Technological Change (June 1999)
79. David A. Weisbach, Ironing Out the Flat Tax (August 1999)
80. Eric A. Posner, A Theory of Contract Law under Conditions of Radical Judicial Error (August 1999)
81. David Schkade, Cass R. Sunstein, and Daniel Kahneman, Are Juries Less Erratic than Individuals? Deliberation, Polarization, and Punitive Damages (September 1999)
82. Cass R. Sunstein, Nondelegation Canons (September 1999)
83. Richard A. Posner, The Theory and Practice of Citations Analysis, with Special Reference to Law and Economics (September 1999)
84. Randal C. Picker, Regulating Network Industries: A Look at *Intel* (October 1999)
85. Cass R. Sunstein, Cognition and Cost-Benefit Analysis (October 1999)
86. Douglas G. Baird and Edward R. Morrison, Optimal Timing and Legal Decisionmaking: The Case of the Liquidation Decision in Bankruptcy (October 1999)
87. Gertrud M. Fremling and Richard A. Posner, Market Signaling of Personal Characteristics (November 1999)
88. Matthew D. Adler and Eric A. Posner, Implementing Cost-Benefit Analysis When Preferences Are Distorted (November 1999)
89. Richard A. Posner, Orwell versus Huxley: Economics, Technology, Privacy, and Satire (November 1999)
90. David A. Weisbach, Should the Tax Law Require Current Accrual of Interest on Derivative Financial Instruments? (December 1999)
91. Cass R. Sunstein, The Law of Group Polarization (December 1999)
92. Eric A. Posner, Agency Models in Law and Economics (January 2000)
93. Karen Eggleston, Eric A. Posner, and Richard Zeckhauser, Simplicity and Complexity in Contracts (January 2000)
94. Douglas G. Baird and Robert K. Rasmussen, Boyd's Legacy and Blackstone's Ghost (February 2000)
95. David Schkade, Cass R. Sunstein, Daniel Kahneman, Deliberating about Dollars: The Severity Shift (February 2000)
96. Richard A. Posner and Eric B. Rasmusen, Creating and Enforcing Norms, with Special Reference to Sanctions (March 2000)

97. Douglas Lichtman, Property Rights in Emerging Platform Technologies (April 2000)
98. Cass R. Sunstein and Edna Ullmann-Margalit, Solidarity in Consumption (May 2000)
99. David A. Weisbach, An Economic Analysis of Anti-Tax Avoidance Laws (May 2000)
100. Cass R. Sunstein, Human Behavior and the Law of Work (June 2000)
101. William M. Landes and Richard A. Posner, Harmless Error (June 2000)
102. Robert H. Frank and Cass R. Sunstein, Cost-Benefit Analysis and Relative Position (August 2000)
103. Eric A. Posner, Law and the Emotions (September 2000)
104. Cass R. Sunstein, Cost-Benefit Default Principles (October 2000)
105. Jack Goldsmith and Alan Sykes, The Dormant Commerce Clause and the Internet (November 2000)
106. Richard A. Posner, Antitrust in the New Economy (November 2000)
107. Douglas Lichtman, Scott Baker, and Kate Kraus, Strategic Disclosure in the Patent System (November 2000)
108. Jack L. Goldsmith and Eric A. Posner, Moral and Legal Rhetoric in International Relations: A Rational Choice Perspective (November 2000)
109. William Meadow and Cass R. Sunstein, Statistics, Not Experts (December 2000)
110. Saul Levmore, Conjunction and Aggregation (December 2000)
111. Saul Levmore, Puzzling Stock Options and Compensation Norms (December 2000)
112. Richard A. Epstein and Alan O. Sykes, The Assault on Managed Care: Vicarious Liability, Class Actions and the Patient's Bill of Rights (December 2000)
113. William M. Landes, Copyright, Borrowed Images and Appropriation Art: An Economic Approach (December 2000)
114. Cass R. Sunstein, Switching the Default Rule (January 2001)
115. George G. Triantis, Financial Contract Design in the World of Venture Capital (January 2001)
116. Jack Goldsmith, Statutory Foreign Affairs Preemption (February 2001)
117. Richard Hynes and Eric A. Posner, The Law and Economics of Consumer Finance (February 2001)
118. Cass R. Sunstein, Academic Fads and Fashions (with Special Reference to Law) (March 2001)
119. Eric A. Posner, Controlling Agencies with Cost-Benefit Analysis: A Positive Political Theory Perspective (April 2001)
120. Douglas G. Baird, Does Bogart Still Get Scale? Rights of Publicity in the Digital Age (April 2001)
121. Douglas G. Baird and Robert K. Rasmussen, Control Rights, Priority Rights and the Conceptual Foundations of Corporate Reorganization (April 2001)
122. David A. Weisbach, Ten Truths about Tax Shelters (May 2001)

123. William M. Landes, What Has the Visual Arts Rights Act of 1990 Accomplished? (May 2001)
124. Cass R. Sunstein, Social and Economic Rights? Lessons from South Africa (May 2001)
125. Christopher Avery, Christine Jolls, Richard A. Posner, and Alvin E. Roth, The Market for Federal Judicial Law Clerks (June 2001)
126. Douglas G. Baird and Edward R. Morrison, Bankruptcy Decision Making (June 2001)
127. Cass R. Sunstein, Regulating Risks after ATA (June 2001)
128. Cass R. Sunstein, The Laws of Fear (June 2001)
129. Richard A. Epstein, In and Out of Public Solution: The Hidden Perils of Property Transfer (July 2001)
130. Randal C. Picker, Pursuing a Remedy in *Microsoft*: The Declining Need for Centralized Coordination in a Networked World (July 2001)
131. Cass R. Sunstein, Daniel Kahneman, David Schkade, and Ilana Ritov, Predictably Incoherent Judgments (July 2001)
132. Eric A. Posner, Courts Should Not Enforce Government Contracts (August 2001)
133. Lisa Bernstein, Private Commercial Law in the Cotton Industry: Creating Cooperation through Rules, Norms, and Institutions (August 2001)
134. Richard A. Epstein, The Allocation of the Commons: Parking and Stopping on the Commons (August 2001)
135. Cass R. Sunstein, The Arithmetic of Arsenic (September 2001)